



INDUSTRIAL CATALOGUE

alspec[®]
INDUSTRIAL

Contents

Page Contents	Page
Aluminium Alloys	3
Temper Designations and Description	4
Rolled Products - Aluminium Sheet & Plate (Front Cover)	5
5005 Grade Sheet / Clear Anodised Sheet	6
5052 Grade Sheet / 5083 Grade Sheet / Coil / Marine Sheet	7
Aluminium Composite Panel	8
Treadplate / Propeller Plate / Stucco Sheet	9
Alugard Mesh / 7mm Security Grille / Small Diamond Grille	10
Pattern Sheet / Perforated Sheet	11
Expanded Mesh / Walkway Mesh	12
Standard Geometrics (Front Cover)	13
Flat Bar	14
Solids - Square Bar / Round Rod	16
Angle	17
Structural Angle	19
Channel	20
Tee Section / I-Beam / Zed Section	22
Extruded Tube	23
Telescopic Tube	24
Square Hollow Sections - SQUARE CORNER	25
Square Hollow Sections - RADIUS CORNER	26
Rectangular Hollow Sections - SQUARE CORNER	27
Rectangular Hollow Sections - RADIUS CORNER	28
DuraSlat System - Non Welded Screening & Fencing	30
Generic Slat System	32
Routed Box / Punched Rail / Gate Extrusions	34
EndurAl Balustrade System	37
Square 50mm x 50mm Glazing	41
Balustrade - Panorama	42
CityScape Operable Louvre System	45
Louvres	48
Solaire - Fixed Louvre & Battens	49
Patio Screen Sections	54
Coolroom	56
Transport	59
Façade System	63
Miscellaneous Sections (Front Cover)	64
Aluminium Seating Profiles / Wheelchair Thresholds	65
Aluminium Stair Extrusion & Accessories	66
Scaffold Planks / Signage Sections	67
Sail Tracks / Caravan Trims	68
Marine Profiles	69

Contents


Page Contents	Page
Edging & Mouldings	70
Wallboard / Tiling Sections	71
Aluminium Skirting / Ticket Strip	72
Hardware cover page	73
D&D Technologies Gate & Fence Hardware	74
Touch Up Paint	75
Gate & Fence Fittings	76
Plastic End Caps / Mandrel Bends	78
Joiners	80

Aluminium Alloys - properties and common uses

ALLOY	FORMS	DESCRIPTION / APPLICATION	CORROSION RESISTANCE	MACHINING	ANODISING	FORMING	WELDING
2011	<u>Extruded:</u> rod, bar.	Strong alloy: commercial/high-speed machining. Parts produced on repetition machines.	Poor	Excellent	Poor	Poor	Poor
5005	<u>Rolled:</u> plate, flat sheet, coil, circles.	General purpose: many sheetmetal applications. Weldable.	Excellent	Fair	Good	Excellent	Excellent
5052/5251	<u>Rolled:</u> plate, flat sheet, coil, circles.	Medium strength: high corrosion resistance, weldable. Marine applications.	Excellent	Fair	Fair	Excellent	Excellent
5083	<u>Rolled:</u> plate, flat sheet, coil, circles.	High strength: structural applications eg marine & transport. Weldable.	Excellent	Good	Fair	Good	Excellent
6060/6063	<u>Extruded:</u> rod, bar, solids, hollows, tube.	General purpose: heat treatable, architectural, trim and transport applications. Can be chemically brightened.	Excellent	Fair	Excellent	Excellent	Excellent
6005A	<u>Extruded:</u> rod, bar, solids, some hollows/tube.	Good strength: structural applications, complex shapes, fair to good mill surface finish.	Excellent	Good	Good	Good	Excellent
6106	<u>Extruded:</u> rod, bar, solids, hollows, tube.	Structural grade: Higher strength variation of 6060. Complex shapes, good mill surface finish.	Excellent	Fair	Excellent	Good	Excellent
6061	<u>Extruded:</u> rod, bar, solids, hollows, tube. <u>Rolled:</u> plate, flat sheet, coil, circles.	Structural grade: medium weld strength, transport and marine structural applications requiring corrosion resistance. Also used in aircraft landing mats.	Good	Good	Good	Good	Excellent
6082	<u>Extruded:</u> rod, bar, solids, hollows, tube.	Structural grade: heavy duty structures, good corrosion resistance, medium weld strength. Transport and marine applications.	Excellent	Good	Good	Good	Excellent

Aluminium Extrusion Tempering Information

TEMPER DESIGNATION	DESCRIPTION
T1	<p>Cooled from an elevated temperature shaping process and naturally aged to a substantially stable condition.</p> <p>This designation applies to products which are not cold worked after cooling from an elevated temperature shaping process, or in which the effect of cold work in flattening or straightening has no effect on mechanical properties</p>
T2	<p>Cooled from an elevated temperature shaping process, cold worked and naturally aged to a substantially stable condition.</p> <p>This designation applies to products which are cold worked to improve strength after cooling from an elevated temperature shaping process, or in which the effect of cold work in flattening or straightening does have an effect on mechanical properties.</p>
T3	<p>Solution heat-treated, cold worked, and naturally aged to a substantially stable condition.</p> <p>This designation applies to products which are cold worked to improve strength after solution heat-treatment, or in which the effect of cold work in flattening or straightening does have an effect on mechanical properties.</p>
T4	<p>Solution heat-treated and naturally aged to a substantially stable condition.</p> <p>This designation applies to products which are not cold worked after solution heat-treatment, or in which the effect of cold work in flattening or straightening does not affect mechanical properties.</p>
T5	<p>Cooled from an elevated temperature shaping process and then artificially aged.</p> <p>This designation applies to products which are not cold worked after cooling from an elevated temperature shaping process, or in which the effect of cold work in flattening or straightening does not affect mechanical properties.</p>
T6	<p>Solution heat-treated and then artificially aged.</p> <p>This designation applies to products which are not cold worked after solution heat-treatment, or in which the effect of cold work in flattening or straightening does not affect mechanical properties.</p>



ALUMINIUM SHEET & PLATE

alspec[®]
INDUSTRIAL

SHEET 5005-H34

CODE	DESCRIPTION	TH	W (mm)	L (mm)	FINISH	KG / SHEET
1200040*	FLAT SHEET	0.6	1200	2400	MILL FINISH	4.66
1200060*	FLAT SHEET	0.8	1200	2400	MILL FINISH	6.22
1200100	FLAT SHEET	1.0	1200	2400	MILL FINISH	7.77
1200150	FLAT SHEET	1.2	1200	2400	MILL FINISH	9.33
1200154*	FLAT SHEET	1.2	1200	3000	MILL FINISH	11.66
1200163*	FLAT SHEET	1.2	1500	3000	MILL FINISH	14.60
1200210	FLAT SHEET	1.6	1200	2400	80um PE COAT	12.44
1200220	FLAT SHEET	1.6	1200	3000	MILL FINISH	15.55
1200230	FLAT SHEET	1.6	1200	3600	MILL FINISH	18.66
1200236*	FLAT SHEET	1.6	1500	3000	MILL FINISH	19.44
1200250	FLAT SHEET	2.0	1200	2400	80um PE COAT	15.55
1200260	FLAT SHEET	2.0	1200	3000	MILL FINISH	19.44
1200270	FLAT SHEET	2.0	1200	3600	MILL FINISH	23.32
1200274*	FLAT SHEET	2.0	1500	3000	MILL FINISH	24.30
1200273*	FLAT SHEET	2.0	1500	3600	MILL FINISH	29.16
1200290	FLAT SHEET	2.5	1200	2400	80um PE COAT	19.44
1200288	FLAT SHEET	2.5	1500	2400	80um PE COAT	24.39
1200320	FLAT SHEET	3.0	1200	2400	80um PE COAT	23.32
1200330	FLAT SHEET	3.0	1200	3000	MILL FINISH	29.16
1200340*	FLAT SHEET	3.0	1200	3600	MILL FINISH	34.99
1200344*	FLAT SHEET	3.0	1500	2400	MILL FINISH	29.16
1200308	FLAT SHEET	3.0	1500	3000	80um PE COAT	36.59
1200348*	FLAT SHEET	3.0	1500	3600	MILL FINISH	43.74
1200355	FLAT SHEET	3.0	2000	2400	80um PE COAT	39.03
1200356	FLAT SHEET	3.0	2000	3000	80um PE COAT	58.54
1200365	FLAT SHEET	4.0	1200	2400	80um PE COAT	31.10
1200366*	FLAT SHEET	4.0	1200	3000	MILL FINISH	38.88
1200367*	FLAT SHEET	4.0	1200	3600	MILL FINISH	46.65
1200360	FLAT SHEET	4.0	1500	3000	MILL FINISH	48.59
1200370	FLAT SHEET	5.0	1200	2400	80um PE COAT	38.88
1200385	FLAT SHEET	6.0	1200	2400	80um PE COAT	46.65
1200380*	FLAT SHEET	6.0	1500	3000	MILL FINISH	73.11

*AVAILABLE ON REQUEST

CLEAR ANODISED SHEET 5005-H34

CODE	DESCRIPTION	TH	W (mm)	L (mm)	FINISH	KG / SHEET
1200150*	SHEET PVC 1-SIDE	1.2	1200	2400	CLEAR ANODISE	9.33
1200160	SHEET PVC 1-SIDE	1.2	1200	3000	CLEAR ANODISE	11.66
1200210*	SHEET PVC 1-SIDE	1.6	1200	2400	CLEAR ANODISE	12.44
1200220	SHEET PVC 1-SIDE	1.6	1200	3000	CLEAR ANODISE	15.55
1200250*	SHEET PVC 1-SIDE	2.0	1200	2400	CLEAR ANODISE	15.55
1200320	SHEET PVC 1-SIDE	3.0	1200	2400	CLEAR ANODISE	23.32

SHEET 5052-H32

CODE	DESCRIPTION	TH	W (mm)	L (mm)	FINISH	KG / SHEET
1242164*	FLAT SHEET	1.6	1200	2400	MILL FINISH	12.39
1242260	FLAT SHEET	2.5	1200	2400	MILL FINISH	19.36
1242261	FLAT SHEET	2.5	1500	3000	LASER FILM	30.26
1242280	FLAT SHEET	3.0	1200	2400	MILL FINISH	23.24

*AVAILABLE ON REQUEST

PLATE 5005-H34

CODE	DESCRIPTION	TH	W (mm)	L (mm)	FINISH	KG / SHEET
1200365	FLAT PLATE	4.0	1200	2400	80um PE COAT	31.22
1200360	FLAT PLATE	4.0	1500	3000	MILL FINISH	48.78
1200370	FLAT PLATE	5.0	1200	2400	80UM PE COAT	39.02
1200385	FLAT PLATE	6.0	1200	2400	80UM PE COAT	46.83

PLATE 5083-H321

CODE	DESCRIPTION	TH	W (mm)	L (mm)	FINISH	KG / SHEET
1213310*	FLAT PLATE	3.0	1200	2400	MILL FINISH	22.98
1213405	FLAT PLATE	4.0	1200	2400	MILL FINISH	31.22
1213505	FLAT PLATE	5.0	1200	2400	MILL FINISH	38.30
1254065	FLAT PLATE	6.0	1200	2400	MILL FINISH	45.96
1254085	FLAT PLATE	8.0	1200	2400	MILL FINISH	61.28
1254105	FLAT PLATE	10.0	1200	2400	MILL FINISH	76.60
1254106*	FLAT PLATE	12.0	1200	2400	MILL FINISH	91.93

*AVAILABLE ON REQUEST

MARINE SHEET

CODE	DESCRIPTION	TH	W (mm)	L (mm)	FINISH	KG / SHEET
1242315*	FLAT SHEET 5052	3.0	1200	6000	MILL FINISH	58.10
1242332*	FLAT PLATE 5052	4.0	1200	2400	MILL FINISH	31.22
1200364*	FLAT PLATE 5052	4.0	1200	6100	MILL FINISH	79.35
1200368*	FLAT PLATE 5083 DNV	4.0	1200	6100	MILL FINISH	77.90

*AVAILABLE ON REQUEST

COIL 5052-H32

CODE	DESCRIPTION	TH	W (mm)	FINISH
1214490*	COIL	1.6	1200	MILL FINISH
1214491*	COIL	2.0	1200	MILL FINISH
1214492*	COIL	3.0	1200	MILL FINISH

*AVAILABLE ON REQUEST

SIGNPANEL - ACM COMPOSITE PANEL

CODE	SHEET SIZE	SKIN THICKNESS	FRONT	BACK
1778955 - OYA	3.0mm 1220 x 2440	0.21	GLOSS WHITE	MATT WHITE
1778955 - OIS*	3.0mm 1220 x 2440	0.21	GLOSS BLACK	GLOSS WHITE
1778955 - 1D9*	3.0mm 1220 x 2440	0.21	GLOSS BLACK	SATIN BLACK
1778958 - OYA	3.0mm 1500 x 3050	0.21	GLOSS WHITE	MATT WHITE
1778958 - OIS*	3.0mm 1500 x 3050	0.21	GLOSS BLACK	GLOSS WHITE

*AVAILABLE ON REQUEST

* OTHER FINISHES AND SIZES ARE AVAILABLE. PLEASE CONTACT OUR OFFICE FOR MORE DETAILS



TREADPLATE - 5 BAR



CODE	DESCRIPTION	TH	W (mm)	L (mm)	FINISH	KG / SHEET
1220140	5052/5251 5-BAR	1.6	1200	2400	MILL FINISH	14.40
1220140*	5052/5251 5-BAR	1.6	1200	2400	BLACK	14.40
1220320	5052/5251 5-BAR	2.0	1200	2400	MILL FINISH	17.85
1220338*	5052/5251 5-BAR	2.0	1500	3000	MILL FINISH	27.89
1220330	5052/5251 5-BAR	2.5	1200	2400	MILL FINISH	22.17
1220331*	5052/5251 5-BAR	2.5	1500	3000	MILL FINISH	34.64
1220420	5052/5251 5-BAR	3.0	1200	2400	MILL FINISH	25.34
1220485	5052/5251 5-BAR	3.0	1500	3000	MILL FINISH	41.41
1220510	5052/5251 5-BAR	4.0	1200	2400	MILL FINISH	35.70
1220620	5052/5251 5-BAR	5.0	1200	2400	MILL FINISH	42.62
1220640*	5052/5251 5-BAR	5.0	1200	3600	MILL FINISH	63.93
1220627	5052/5251 5-BAR	5.0	1850	2400	MILL FINISH	65.71
1220628	5052/5251 5-BAR	5.0	1850	3000	MILL FINISH	82.14
1220750	5052/5251 5-BAR	6.0	1200	2400	MILL FINISH	49.82
1220768*	5052/5251 5-BAR	6.0	1500	3000	MILL FINISH	77.84

*AVAILABLE ON REQUEST

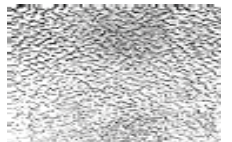
PROPELLER PLATE - SINGLE BAR



CODE	DESCRIPTION	TH	W (mm)	L (mm)	FINISH	KG / SHEET
1220907*	3003-H22 SINGLE BAR	1.6	1200	2400	BRIGHT	14.85
1220905*	3003-H22 SINGLE BAR	3.0	1219	2438	BRIGHT	26.20

*AVAILABLE ON REQUEST

STUCCO



CODE	DESCRIPTION	TH	W (mm)	L (mm)	FINISH	KG / SHEET
1216310*	STUCCO	0.6	1200	2400	MILL FINISH	4.85
1216310*	STUCCO	0.6	1200	2400	WHITE	4.85


*AVAILABLE ON REQUEST

1.6mm ALUGARD MESH (1.6mm HOLE)



CODE	DESCRIPTION	TH	W (mm)	L (mm)
1408742	ALUGARD MESH	1.6	1200	2000
1408746	ALUGARD MESH	1.6	1200	2400
1408750	ALUGARD MESH	1.6	1200	3000
1408743	ALUGARD MESH	1.6	1500	2000
1408747	ALUGARD MESH	1.6	1500	2400
1408751	ALUGARD MESH	1.6	1500	3000
1408740	ALUGARD MESH	1.6	750	2000
1408744	ALUGARD MESH	1.6	750	2400
1408748	ALUGARD MESH	1.6	750	3000
1408741	ALUGARD MESH	1.6	900	2000
1408745	ALUGARD MESH	1.6	900	2400
1408749	ALUGARD MESH	1.6	900	3000


7mm SECURITY GRILLE



CODE	DESCRIPTION	W (mm)	L (mm)	KG / SHEET
1445015	7mm SECURITY GRILLE	778	2010	4.201
1445011	7mm SECURITY GRILLE	750	2410	5.03
1445612	7mm SECURITY GRILLE	778	6150	12.938
1445016	7mm SECURITY GRILLE	945	2010	5.127
1445027	7mm SECURITY GRILLE	945	2410	6.148
1445622	7mm SECURITY GRILLE	945	6150	15.795
1445030	7mm SECURITY GRILLE	1250	2060	6.953
1445031	7mm SECURITY GRILLE	1250	2460	8.303
1445630	7mm SECURITY GRILLE	1250	6150	20.758


* OTHER FINISHES / COLOURS ARE AVAILABLE.

SMALL DIAMOND GRILLE



CODE	DESCRIPTION	W (mm)	L (mm)	KG / SHEET
1443304	A117 SMALL DIAMOND GRILLE	750	6000	
1443308	A117 SMALL DIAMOND GRILLE	890	6000	
1443313	SMALL DIAMOND GRILLE	1160	6000	


PATTERN SHEET



CODE	DESCRIPTION	TH	W (mm)	L (mm)	FINISH	KG / SHEET
1200155*	SHEET 5-WL	0.8	1200	2400	MILL FINISH	4.66
1200156*	SHEET 6-WL	0.6	1200	2400	MILL FINISH	4.66
1200153*	SHEET 6-WL	1.2	1200	2400	MILL FINISH	4.66
1242223*	SHEET 6-WL	2.0	1200	2400	MILL FINISH	4.66

*AVAILABLE ON REQUEST, PLEASE CONTACT OFFICE


PERFORATED SHEET




CODE	DESCRIPTION	TH	W (mm)	L (mm)	OPEN AREA	FINISH
1216388*	PERFORATED 2.41mm HOLE	1.0	1200	2400	40%	MILL FINISH
1216386*	PERFORATED 4.8mm HOLE	1.2	1200	2400	51%	MILL FINISH
1216399*	PERFORATED 4.8mm HOLE	1.6	1200	2400	51%	MILL FINISH
1216387*	PERFORATED 9.5mm HOLE	1.6	1200	2400	40%	MILL FINISH
1216389*	PERFORATED 4.8mm HOLE	2.0	1200	2400	51%	MILL FINISH
1216390*	PERFORATED 9.5mm HOLE	2.0	1200	2400	40%	MILL FINISH
1216394*	PERFORATED 4.8mm HOLE	3.0	1200	2400	51%	MILL FINISH
1216395	PERFORATED 9.5mm HOLE	3.0	1200	2400	40%	MILL FINISH

* PERFORATED SHEETS ARE AVAILABLE UPON REQUEST

PLEASE PHONE OUR SALES OFFICE TO CONFIRM AVAILABILITY OF YOUR REQUIREMENTS




EXPANDED MESH



CODE	DESCRIPTION	FINISH	TH	W (mm)	L (mm)
1449102*	EXPANDED MESH 10 x 5.5	MILL FINISH		1200	1200
1449060*	EXPANDED MESH 12 x 20	MILL FINISH		1200	2400

*AVAILABLE UPON REQUEST, PLEASE CONTACT OFFICE

WALKWAY MESH



CODE	DESCRIPTION	FINISH	TH	W (mm)	L (mm)
1449054*	201 FLOOR - KNURLED	MILL FINISH	13.0	600	6000
1449055	202 FLOOR - KNURLED	MILL FINISH	22.0	600	6000
1449056*	400 FLOOR - KNURLED	MILL FINISH	30.0	500	6000
1449049*	440 FLOOR - KNURLED	MILL FINISH	40.0	500	6000

*AVAILABLE UPON REQUEST, PLEASE CONTACT OFFICE

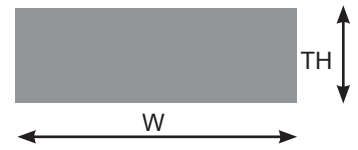




STANDARD GEOMETRICS

alspec[®]
INDUSTRIAL

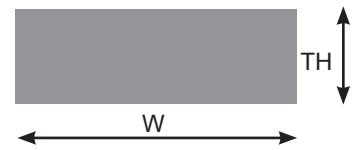
FLAT BAR



CODE	DESCRIPTION	TH	W (mm)	L (mm)	FINISH	KG / MTR
1020020*	FLAT BAR	1.6	12	4000	MILL FINISH	0.050
1020060	FLAT BAR	1.6	20	4000	MILL FINISH	0.090
1020090	FLAT BAR	1.6	25	4000	MILL FINISH	0.110
1020209	FLAT BAR	1.5	100	3600	CLEAR ANODISED	0.434
1020250*	FLAT BAR	1.5	150	3600	CLEAR ANODISED	0.608
1020030	FLAT BAR	3.0	12	4000	MILL FINISH	0.100
1020030	FLAT BAR	3.0	12	4000	CLEAR ANODISED	0.100
1020040*	FLAT BAR	3.0	16	4000	MILL FINISH	0.130
1020040*	FLAT BAR	3.0	16	4000	CLEAR ANODISED	0.130
1020070	FLAT BAR	3.0	20	4000	MILL FINISH	0.160
1020070	FLAT BAR	3.0	20	4000	CLEAR ANODISED	0.160
1020100	FLAT BAR	3.0	25	4000	MILL FINISH	0.200
1020100	FLAT BAR	3.0	25	4000	CLEAR ANODISED	0.200
1020120	FLAT BAR	3.0	32	4000	MILL FINISH	0.260
1020120*	FLAT BAR	3.0	32	4000	CLEAR ANODISED	0.260
1020140	FLAT BAR	3.0	40	4000	MILL FINISH	0.330
1020140	FLAT BAR	3.0	40	4000	CLEAR ANODISED	0.330
1020157*	FLAT BAR	3.0	45	4000	MILL FINISH	0.365
1020170	FLAT BAR	3.0	50	4000	MILL FINISH	0.410
1020170	FLAT BAR	3.0	50	4000	CLEAR ANODISED	0.410
1020180	FLAT BAR	3.0	60	4000	MILL FINISH	0.490
1020200	FLAT BAR	3.0	80	4000	MILL FINISH	0.650
1020200*	FLAT BAR	3.0	80	4000	CLEAR ANODISED	0.650
1020210	FLAT BAR	3.0	100	4000	MILL FINISH	0.810
1020210*	FLAT BAR	3.0	100	4000	CLEAR ANODISED	0.810
1022110*	FLAT BAR	4.0	20	4000	MILL FINISH	0.220
1022120*	FLAT BAR	4.0	25	4000	MILL FINISH	0.270
1022130	FLAT BAR	4.0	40	4000	MILL FINISH	0.430
1020171	FLAT BAR	4.0	50	4000	MILL FINISH	0.540
1020153	FLAT BAR	4.0	80	4000	MILL FINISH	0.870
1022170*	FLAT BAR	4.0	100	4000	MILL FINISH	1.080
1022180*	FLAT BAR	6.0	12	4000	MILL FINISH	0.200
1022190*	FLAT BAR	6.0	20	4000	MILL FINISH	0.330

*AVAILABLE UPON REQUEST, PLEASE CONTACT OFFICE


FLAT BAR



CODE	DESCRIPTION	TH	W (mm)	L (mm)	FINISH	KG / MTR
1022200	FLAT BAR	6.0	25	4000	MILL FINISH	0.410
1022210	FLAT BAR	6.0	32	4000	MILL FINISH	0.520
1022230	FLAT BAR	6.0	40	4000	MILL FINISH	0.650
1022240	FLAT BAR	6.0	50	4000	MILL FINISH	0.810
1022245	FLAT BAR	6.0	60	4000	MILL FINISH	0.970
1022250	FLAT BAR	6.0	80	4000	MILL FINISH	1.300
1022260	FLAT BAR	6.0	100	4000	MILL FINISH	1.630
1020226*	FLAT BAR	6.0	125	4000	MILL FINISH	2.040
1022280	FLAT BAR	6.0	160	4000	MILL FINISH	2.600
1020155*	FLAT BAR - HALF RADIUS	8.0	100	4080	MILL FINISH	2.139
1022295*	FLAT BAR	10.0	20	4000	MILL FINISH	0.550
1022300*	FLAT BAR	10.0	25	4000	MILL FINISH	0.680
1022310	FLAT BAR	10.0	32	4000	MILL FINISH	0.870
1022320	FLAT BAR	10.0	40	4000	MILL FINISH	1.080
1022325	FLAT BAR	10.0	50	4000	MILL FINISH	1.350
1022329	FLAT BAR	10.0	60	4000	MILL FINISH	1.620
1022327	FLAT BAR	10.0	80	4000	MILL FINISH	2.170
1022330	FLAT BAR	10.0	100	4000	MILL FINISH	2.710
1020150*	FLAT BAR	10.0	120	4000	MILL FINISH	3.240
1022340	FLAT BAR	10.0	160	4000	MILL FINISH	4.330
1022350*	FLAT BAR	12.0	20	4000	MILL FINISH	0.650
1022360*	FLAT BAR	12.0	25	4000	MILL FINISH	0.810
1022370*	FLAT BAR	12.0	40	4000	MILL FINISH	1.300
1022380*	FLAT BAR	12.0	50	4000	MILL FINISH	1.630
1022385*	FLAT BAR	12.0	60	4000	MILL FINISH	1.950
1022390*	FLAT BAR	12.0	80	4000	MILL FINISH	2.600
1022400	FLAT BAR	12.0	100	4000	MILL FINISH	3.250
1022410*	FLAT BAR	12.0	160	4000	MILL FINISH	5.200
1022416*	FLAT BAR	16.0	40	4000	MILL FINISH	1.735
1022420*	FLAT BAR	16.0	80	4000	MILL FINISH	3.470
1022361*	FLAT BAR	20.0	25	4000	MILL FINISH	1.350
1022417*	FLAT BAR	20.0	40	4000	MILL FINISH	2.170
1022440*	FLAT BAR	20.0	50	4000	MILL FINISH	2.710
1022450*	FLAT BAR	25.0	40	4000	MILL FINISH	2.710
1022459*	FLAT BAR	25.0	50	4000	MILL FINISH	3.390
1022470*	FLAT BAR	25.0	80	4000	MILL FINISH	5.410
1022480*	FLAT BAR	25.0	100	4000	MILL FINISH	6.770
1022411*	FLAT BAR	25.0	160	4000	MILL FINISH	10.830

*FLAT BARS AVAILABLE ON REQUEST, PLEASE CONTACT OFFICE FOR MORE DETAILS

SQUARE BAR



CODE	DESCRIPTION	ALLOY	A (mm)	L (mm)	FINISH	KG / MTR
1050010*	SQUARE BAR	6060 T5	6.0	4000	MILL FINISH	0.100
1050010*	SQUARE BAR	6060 T5	6.0	4000	CLEAR ANODISE	0.100
1050020*	SQUARE BAR	6060 T5	10.0	4000	MILL FINISH	0.270
1050030*	SQUARE BAR	6060 T5	12.0	4000	MILL FINISH	0.390
1050040*	SQUARE BAR	6060 T5	16.0	4000	MILL FINISH	0.694
1050050*	SQUARE BAR	6060 T5	20.0	4000	MILL FINISH	1.080
1050060*	SQUARE BAR	6060 T5	25.0	4000	MILL FINISH	1.690
1050086*	SQUARE BAR - STRUCTURAL	6061 T6	40.0	4000	MILL FINISH	4.320
1050089*	SQUARE BAR - STRUCTURAL	6061 T6	50.0	4000	MILL FINISH	6.750
1050090*	SQUARE BAR	6060 T6	65.0	4000	MILL FINISH	11.410

*AVAILABLE UPON REQUEST, PLEASE CONTACT OFFICE FOR INFORMATION

ROUND ROD

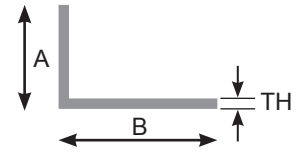


CODE	DESCRIPTION	ALLOY	DIA (mm)	L (mm)	FINISH	KG / MTR
1000007	ROUND ROD - STRUCTURAL	6061 T6	6.00	4000	MILL FINISH	0.085
1000009*	ROUND ROD	6060 T5	8.00	5000	MILL FINISH	0.140
1000010	ROUND ROD	6060 T5	10.00	4000	MILL FINISH	0.220
1000012	ROUND ROD	6060 T5	12.00	4000	MILL FINISH	0.320
1000016	ROUND ROD	6060 T5	16.00	4000	MILL FINISH	0.570
1000020	ROUND ROD	6060 T5	20.00	4000	MILL FINISH	0.890
1000025	ROUND ROD	6060 T5	25.00	4000	MILL FINISH	1.450
1000080*	ROUND ROD - STRUCTURAL	6061 T6	25.40	4000	MILL FINISH	1.450
1000030*	ROUND ROD - STRUCTURAL	6061 T6	30.00	4000	MILL FINISH	1.940
1000032	ROUND ROD - STRUCTURAL	6061 T6	31.75	4000	MILL FINISH	2.226
1000035	ROUND ROD - STRUCTURAL	6061 T6	33.00	4000	MILL FINISH	2.250
1000083*	ROUND ROD - STRUCTURAL	6061 T6	36.50	2000	MILL FINISH	2.920
1008039	ROUND ROD - STRUCTURAL	6061 T6	39.00	4000	MILL FINISH	3.230
1000052	ROUND ROD - STRUCTURAL	6061 T6	50.00	4000	MILL FINISH	5.470
1008076*	ROUND ROD - STRUCTURAL	6061 T6	76.20	2000	MILL FINISH	12.310
1000066*	ROUND ROD - STRUCTURAL	6061 T6	101.60	2000	MILL FINISH	21.879
1000075*	ROUND ROD - STRUCTURAL	6061 T6	152.00	1500	MILL FINISH	51.630

* AVAILABLE ON REQUEST, PLEASE CONTACT OFFICE FOR MORE DETAILS

ANGLE

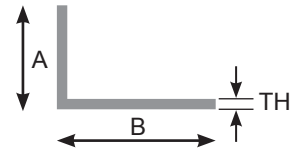
6060 - T5



CODE	DESCRIPTION	A (MM)	B (MM)	TH (MM)	LGT (MM)	FINISH	KG / MTR
1031020	ANGLE	12.00	12.00	1.60	6500	MILL FINISH	0.100
1031020	ANGLE	12.00	12.00	1.60	6500	CLEAR ANODISED	0.100
1031020	ANGLE	12.00	12.00	1.60	6500	CUSTOM BLACK	0.100
1031020	ANGLE	12.00	12.00	1.60	6500	PEARL WHITE	0.100
1032003*	ANGLE	12.00	12.00	3.00	6500	MILL FINISH	0.170
1030493*	ANGLE	16.00	16.00	1.60	6500	MILL FINISH	0.130
1032007*	ANGLE	16.00	16.00	3.00	6500	MILL FINISH	0.160
1031030	ANGLE	20.00	12.00	1.60	6500	MILL FINISH	0.130
1031030	ANGLE	20.00	12.00	1.60	6500	CLEAR ANODISED	0.130
1031030	ANGLE	20.00	12.00	1.60	6500	SATIN BLACK	0.130
1031030	ANGLE	20.00	12.00	1.60	6500	PEARL WHITE	0.130
1032005*	ANGLE	20.00	12.00	3.00	6500	MILL FINISH	0.240
1030510	ANGLE	20.00	20.00	1.60	6500	MILL FINISH	0.170
1030510	ANGLE	20.00	20.00	1.60	6500	CLEAR ANODISED	0.170
1030510	ANGLE	20.00	20.00	1.60	6500	CUSTOM BLACK	0.170
1030510	ANGLE	20.00	20.00	1.60	6500	PEARL WHITE	0.170
1032011	ANGLE	20.00	20.00	3.00	6500	MILL FINISH	0.300
1030525	ANGLE	25.00	12.00	1.60	6500	MILL FINISH	0.150
1030525	ANGLE	25.00	12.00	1.60	6500	CLEAR ANODISED	0.150
1030525	ANGLE	25.00	12.00	1.60	6500	SATIN BLACK	0.150
1030525	ANGLE	25.00	12.00	1.60	6500	PEARL WHITE	0.150
1032021*	ANGLE	25.00	12.00	3.00	6500	MILL FINISH	0.280
1030530	ANGLE	25.00	20.00	1.60	6500	MILL FINISH	0.190
1030530	ANGLE	25.00	20.00	1.60	6500	CLEAR ANODISED	0.190
1030530	ANGLE	25.00	20.00	1.60	6500	SATIN BLACK	0.190
1030530	ANGLE	25.00	20.00	1.60	6500	PEARL WHITE	0.190
1032031	ANGLE	25.00	20.00	3.00	6500	MILL FINISH	0.340
1030540	ANGLE	25.00	25.00	1.60	6500	MILL FINISH	0.210
1030540	ANGLE	25.00	25.00	1.60	6500	CLEAR ANODISED	0.210
1030540	ANGLE	25.00	25.00	1.60	6500	CUSTOM BLACK	0.210
1030540	ANGLE	25.00	25.00	1.60	6500	PEARL WHITE	0.210
1032048	ANGLE	25.00	25.00	3.00	6500	MILL FINISH	0.380
1032048*	ANGLE	25.00	25.00	3.00	6500	CLEAR ANODISED	0.380
1032580*	ANGLE	25.00	25.00	6.00	6500	MILL FINISH	0.710
1030548	ANGLE	32.00	20.00	1.60	6500	MILL FINISH	0.220
1030548	ANGLE	32.00	20.00	1.60	6500	CLEAR ANODISED	0.220
1030548	ANGLE	32.00	20.00	1.60	6500	SATIN BLACK	0.220
1030548	ANGLE	32.00	20.00	1.60	6500	PEARL WHITE	0.220
1032051*	ANGLE	32.00	20.00	3.00	6500	MILL FINISH	0.398
1032052	ANGLE	32.00	25.00	3.00	6500	MILL FINISH	0.440
1030550	ANGLE	32.00	32.00	1.60	6500	MILL FINISH	0.245
1032062	ANGLE	32.00	32.00	3.00	6500	MILL FINISH	0.490

*AVAILABLE UPON REQUEST, PLEASE CONTACT OFFICE FOR INFORMATION

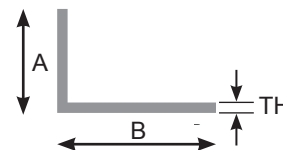
ANGLE (continued) 6060 - T5



CODE	DESCRIPTION	A (MM)	B (MM)	TH (MM)	LGT (MM)	FINISH	KG / MTR
1030565	ANGLE	40.00	12.00	1.60	6500	MILL FINISH	0.210
1030565	ANGLE	40.00	12.00	1.60	6500	CLEAR ANODISED	0.210
1030565	ANGLE	40.00	12.00	1.60	6500	SATIN BLACK	0.210
1030565	ANGLE	40.00	12.00	1.60	6500	PEARL WHITE	0.210
1032067	ANGLE	40.00	12.00	3.00	6500	MILL FINISH	0.400
1030581	ANGLE	40.00	20.00	1.60	6500	MILL FINISH	0.250
1030581	ANGLE	40.00	20.00	1.60	6500	CLEAR ANODISED	0.250
1030581	ANGLE	40.00	20.00	1.60	6500	SATIN BLACK	0.250
1030581	ANGLE	40.00	20.00	1.60	6500	PEARL WHITE	0.250
1032071	ANGLE	40.00	20.00	3.00	6500	MILL FINISH	0.463
1030585	ANGLE	40.00	25.00	1.60	6500	MILL FINISH	0.270
1030585	ANGLE	40.00	25.00	1.60	6500	CLEAR ANODISED	0.270
1030585	ANGLE	40.00	25.00	1.60	6500	SATIN BLACK	0.270
1030585	ANGLE	40.00	25.00	1.60	6500	PEARL WHITE	0.270
1032077	ANGLE	40.00	25.00	3.00	6500	MILL FINISH	0.504
1032077	ANGLE	40.00	25.00	3.00	6500	CLEAR ANODISED	0.504
1032077	ANGLE	40.00	25.00	3.00	6500	CUSTOM BLACK	0.504
1032077	ANGLE	40.00	25.00	3.00	6500	PEARL WHITE	0.504
1030593	ANGLE	40.00	40.00	1.60	6500	MILL FINISH	0.340
1030593	ANGLE	40.00	40.00	1.60	6500	CLEAR ANODISED	0.340
1030593	ANGLE	40.00	40.00	1.60	6500	CUSTOM BLACK	0.340
1030593	ANGLE	40.00	40.00	1.60	6500	PEARL WHITE	0.340
1032083	ANGLE	40.00	40.00	3.00	6500	MILL FINISH	0.620
1032550	ANGLE	40.00	40.00	4.00	6500	MILL FINISH	0.820
1032603	ANGLE	40.00	40.00	6.00	6500	MILL FINISH	1.200
1030605	ANGLE	50.00	25.00	1.60	6500	SATIN BLACK	0.320
1030605	ANGLE	50.00	25.00	1.60	6500	PEARL WHITE	0.320
1032091	ANGLE	50.00	25.00	3.00	6500	MILL FINISH	0.590
1030625	ANGLE	50.00	50.00	1.60	6500	MILL FINISH	0.430
1030625	ANGLE	50.00	50.00	1.60	6500	CLEAR ANODISED	0.430
1030625	ANGLE	50.00	50.00	1.60	6500	CUSTOM BLACK	0.430
1030625	ANGLE	50.00	50.00	1.60	6500	PEARL WHITE	0.430
1032102	ANGLE	50.00	50.00	3.00	6500	MILL FINISH	0.790
1032102*	ANGLE	50.00	50.00	3.00	6500	CLEAR ANODISED	0.790
1032565*	ANGLE	50.00	50.00	4.00	6500	MILL FINISH	1.040
1032632	ANGLE	50.00	50.00	6.00	6500	MILL FINISH	1.520
1032096*	ANGLE	60.00	25.00	3.00	6500	MILL FINISH	0.660
1032570*	ANGLE	60.00	40.00	4.00	6500	MILL FINISH	1.033
1032103	ANGLE	60.00	60.00	3.00	6500	MILL FINISH	0.950
1032641	ANGLE	60.00	60.00	6.00	6500	MILL FINISH	1.854
1030635*	ANGLE	70.00	25.00	1.60	6500	MILL FINISH	0.390
1031161	ANGLE	70.00	40.00	1.60	6.500	MILL FINISH	0.470

*AVAILABLE UPON REQUEST, PLEASE CONTACT OFFICE FOR INFORMATION

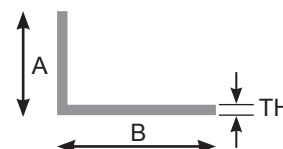
ANGLE (continued) 6060 - T5



CODE	DESCRIPTION	A (MM)	B (MM)	TH (MM)	LGT (MM)	FINISH	KG / MTR
1033620*	ANGLE	75.00	25.00	3.00	6500	MILL FINISH	0.789
1032583*	ANGLE - RADIUS	76.00	38.00	4.00	6500	MILL FINISH	1.157
1033656	ANGLE	76.20	50.80	6.35	5.500	MILL FINISH	2.100
1032104*	ANGLE	76.20	76.20	3.20	6500	MILL FINISH	1.280
1032108*	ANGLE	80.00	20.00	3.00	6500	MILL FINISH	0.789
1032667*	ANGLE	80.00	40.00	6.00	6500	MILL FINISH	1.854
1031205*	ANGLE	80.00	50.00	2.50	6500	MILL FINISH	1.061
1032670*	ANGLE	80.00	80.00	6.00	6500	MILL FINISH	2.495
1032123	ANGLE	100.00	50.00	3.00	6500	MILL FINISH	1.195
1032682	ANGLE	100.00	50.00	6.00	6500	MILL FINISH	2.342
1033681*	ANGLE	100.00	76.00	3.00	6500	MILL FINISH	1.401
1032252	ANGLE	100.00	100.00	6.00	6500	MILL FINISH	3.420
1033251	ANGLE	100.00	100.00	10.00	6500	MILL FINISH	5.130
1032111*	ANGLE	125.00	50.00	3.00	6500	MILL FINISH	1.400

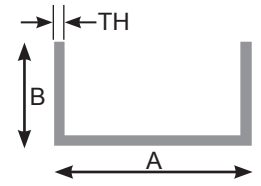
*AVAILABLE UPON REQUEST, PLEASE CONTACT OFFICE FOR INFORMATION

STRUCTURAL ANGLE



CODE	DESCRIPTION	A (MM)	B (MM)	TH (MM)	LGT (MM)	ALLOY / TEMPER	KG / MTR
1032591*	ANGLE - STRUCTURAL	38.10	38.10	4.70	5500	6061 T6	0.930
1032592*	ANGLE - STRUCTURAL	50.80	50.80	6.35	5500	6005A T5	1.661
1032593*	ANGLE - STRUCTURAL	60.00	60.00	6.00	6500	6005A T5	1.863
1033654	ANGLE - STRUCTURAL	76.20	50.80	6.35	5500	6061 T6	2.107
1032650	ANGLE - STRUCTURAL	76.20	76.20	6.35	5500	6061 T6	2.538
1033655	ANGLE - STRUCTURAL	76.20	76.20	9.53	5500	6061 T6	3.720
1033230	ANGLE - STRUCTURAL	80.00	50.00	6.00	6500	6061 T6	2.080
1032674	ANGLE - STRUCTURAL	80.00	80.00	6.00	6500	6106 T6	2.500
1034104*	ANGLE - STRUCTURAL	80.00	80.00	10.00	6000	6061 T6	4.086
1032586*	ANGLE - STRUCTURAL	100.00	50.00	6.00	6500	6082 T6	2.400
1032587	ANGLE - STRUCTURAL	100.00	80.00	10.00	6500	6061 T6	4.654
1032585*	ANGLE - STRUCTURAL	100.00	100.00	6.00	6500	6082 T6	3.420
1032588	ANGLE - STRUCTURAL	125.00	50.00	6.00	6000	6005A T5	2.747
1032589	ANGLE - STRUCTURAL	150.00	80.00	10.00	6500	6082 T5	5.961
1032590	ANGLE - STRUCTURAL	200.00	100.00	8.00	6500	6005A T5	6.357

*AVAILABLE UPON REQUEST, PLEASE CONTACT OFFICE FOR INFORMATION

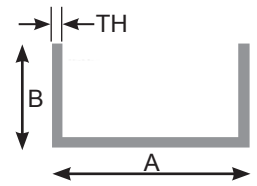


CHANNEL 6060 - T5

CODE	DESCRIPTION	A (MM)	B (MM)	TH (MM)	LGT (MM)	FINISH	KG / MTR
1070028	CHANNEL	10.00	10.00	1.60	6500	MILL FINISH	0.120
1070028*	CHANNEL	10.00	10.00	1.60	6500	CLEAR ANODISED	0.120
1070067	CHANNEL	12.00	12.00	1.60	6500	MILL FINISH	0.140
1070067*	CHANNEL	12.00	12.00	1.60	6500	CLEAR ANODISED	0.140
1070097*	CHANNEL	12.00	20.00	2.50	6500	MILL FINISH	0.320
1070122	CHANNEL	16.00	16.00	1.60	6500	MILL FINISH	0.200
1070122*	CHANNEL	16.00	16.00	1.60	6500	CLEAR ANODISED	0.200
1070123*	CHANNEL	16.00	16.00	3.00	6500	MILL FINISH	0.320
1070127*	CHANNEL	20.00	16.00	1.60	6500	MILL FINISH	0.210
1070136	CHANNEL	20.00	20.00	1.60	6500	MILL FINISH	0.250
1070136*	CHANNEL	20.00	20.00	1.60	6500	CLEAR ANODISED	0.250
1070136	CHANNEL	20.00	20.00	1.60	6500	SATIN BLACK	0.250
1070136	CHANNEL	20.00	20.00	1.60	6500	PEARL WHITE	0.250
1070136	CHANNEL	20.00	20.00	1.60	6.500	WESTERN RED	0.250
1070157*	CHANNEL	20.00	20.00	3.00	6500	MILL FINISH	0.440
1070187*	CHANNEL	25.00	12.00	3.00	6500	MILL FINISH	0.350
1070206	CHANNEL	25.00	20.00	1.60	6500	MILL FINISH	0.268
1070206	CHANNEL	25.00	20.00	1.60	6500	CLEAR ANODISED	0.268
1070206	CHANNEL	25.00	20.00	1.60	6500	PEARL WHITE	0.268
1070206	CHANNEL	25.00	20.00	1.60	6500	CUSTOM BLACK	0.268
1070230*	CHANNEL	25.00	20.00	2.50	6500	MILL FINISH	0.410
1070614	CHANNEL	25.00	25.00	1.60	6500	MILL FINISH	0.310
1070614	CHANNEL	25.00	25.00	1.60	6500	CLEAR ANODISED	0.310
1070614	CHANNEL	25.00	25.00	1.60	6500	SATIN BLACK	0.310
1070614	CHANNEL	25.00	25.00	1.60	6500	PEARL WHITE	0.310
1070247	CHANNEL	25.00	25.00	3.00	6500	MILL FINISH	0.560
1070268*	CHANNEL	25.00	40.00	3.00	6500	MILL FINISH	0.800
1070268*	CHANNEL	25.00	40.00	3.00	6500	CLEAR ANODISED	0.800
1070287*	CHANNEL	32.00	25.00	3.00	6500	MILL FINISH	0.620
1070367*	CHANNEL	40.00	20.00	2.00	6500	MILL FINISH	0.410
1070602*	CHANNEL	40.00	20.00	3.00	6500	MILL FINISH	0.601
1070323*	CHANNEL - RADIUS	40.00	20.00	3.00	6500	MILL FINISH	0.591
1070368	CHANNEL	40.00	25.00	3.00	6500	MILL FINISH	0.680
1070386*	CHANNEL	40.00	40.00	3.00	6500	MILL FINISH	0.920
1070427*	CHANNEL	50.00	25.00	3.00	6500	MILL FINISH	0.760

* AVAILABLE UPON REQUEST, CONTACT OFFICE FOR INFORMATION

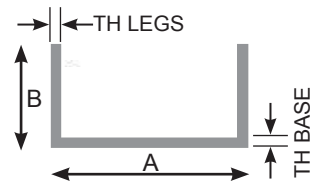
CHANNEL 6060 - T5



CODE	DESCRIPTION	A (MM)	B (MM)	TH (MM)	LGT (MM)	FINISH	KG / MTR
1070447*	CHANNEL	50.00	50.00	3.00	6500	MILL FINISH	1.170
1070458*	CHANNEL	57.00	50.00	3.00	6500	MILL FINISH	1.223
1070507*	CHANNEL	80.00	25.00	3.00	6500	MILL FINISH	1.010
1070604*	CHANNEL	80.00	40.00	3.00	6500	MILL FINISH	1.247
1070527*	CHANNEL	80.00	40.00	4.00	6500	MILL FINISH	1.650
1070550	CHANNEL	100.00	25.00	3.00	6500	MILL FINISH	1.170
1070570	CHANNEL	100.00	50.00	3.00	6500	MILL FINISH	1.570
1070571	CHANNEL	100.00	50.00	5.00	6500	MILL FINISH	2.596
1070575	CHANNEL	100.00	50.00	6.00	6500	MILL FINISH	3.056

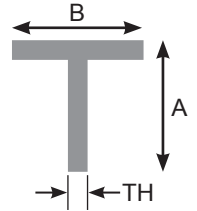
*AVAILABLE UPON REQUEST, PLEASE CONTACT OFFICE FOR INFORMATION

STRUCTURAL CHANNEL



CODE	DESCRIPTION	A (MM)	B (MM)	TH (MM) BASE	TH (MM) LEGS	LGT (MM)	ALLOY / TEMPER	KG / MTR
1070611*	STRUCT CHANNEL	56.50	38.10	4.50	4.50	6100	6005A T5	1.392
1071205	STRUCT CHANNEL	76.20	38.10	6.35	7.92	5500	6061 T6	2.730
1070529	STRUCT CHANNEL	80.00	40.00	6.00	6.00	6500	6060 T6	2.476
1070573	STRUCT CHANNEL	100.00	50.00	6.00	9.00	6500	6061 T6	3.895
1071267*	STRUCT CHANNEL	101.60	50.80	6.35	7.92	7500	6082 T6	3.742
1070607	STRUCT CHANNEL	127.00	63.50	6.35	9.52	5500	6082 T6	5.269
1071310	STRUCT CHANNEL	152.40	63.50	6.35	7.92	6500	6005A T5	5.321
1070134	STRUCT CHANNEL	160.00	60.00	6.00	9.00	6500	6005A T5	5.278
1070609*	STRUCT CHANNEL	180.00	80.00	6.00	6.00	6500	6082 T6	5.205
1071336*	STRUCT CHANNEL	200.00	90.00	8.00	10.00	6500	6082 T6	8.870
1070610*	STRUCT CHANNEL	254.00	115.00	12.50	12.50	2450	6082 T6	15.130

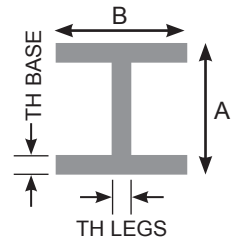
TEE SECTION



CODE	DESCRIPTION	A (MM)	B (MM)	TH (MM)	LGT (MM)	FINISH	KG / MTR
1064104*	TEE	20.0	20.0	1.6	4000	MILL FINISH	0.170
1064604*	TEE	20.0	20.0	3.0	4000	MILL FINISH	0.300
1064115*	TEE	25.0	25.0	1.6	6500	MILL FINISH	0.210
1064614*	TEE	25.0	25.0	3.0	6500	MILL FINISH	0.380
1064127*	TEE	40.0	20.0	1.6	6000	MILL FINISH	0.250
1064136*	TEE	40.0	40.0	1.6	6500	MILL FINISH	0.340
1064624*	TEE	40.0	40.0	3.0	6500	MILL FINISH	0.620
1064629*	TEE	50.0	25.0	1.6	6500	MILL FINISH	0.320
1064633	TEE	50.0	50.0	6.0	6500	MILL FINISH	1.528

*THIS ITEM IS AVAILABLE UPON REQUEST

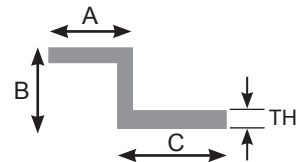
I - BEAM



CODE	DESCRIPTION	A (MM)	B (MM)	TH (MM) BASE	TH (MM) LEGS	LGT (MM)	ALLOY / TEMPER	KG / MTR
1060641	I BEAM	101.60	76.2	6.35	4.76	8000	6082 T6	3.958
1060642*	I BEAM	140.00	90.00	8.00	8.00	5500	6061 T6	6.554
1060643	I BEAM	216.00	80.00	8.00	5.00	8000	6082 T6	6.366

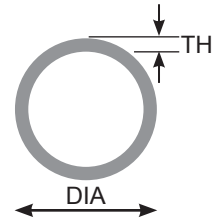
*THIS ITEM IS AVAILABLE UPON REQUEST

ZED SECTION



CODE	DESCRIPTION	WIDTH (MM) A	HEIGHT (MM) B	WIDTH (MM) C	TH (MM)	LGT (MM)	FINISH	KG / MTR
1860970*	Z - SECTION	16.0	25.0	18.4	1.60	6000	MILL FINISH	0.250
1680101*	Z - SECTION	18.7	24.1	18.7	1.60	6000	MILL FINISH	0.235
1680102*	Z - SECTION	18.7	25.4	18.7	1.40	6000	MILL FINISH	0.213
1680103*	Z - SECTION	22.0	19.0	19.0	3.00	6500	MILL FINISH	0.437
1680100*	Z - SECTION	25.0	40.0	25.0	3.00	6500	MILL FINISH	0.689

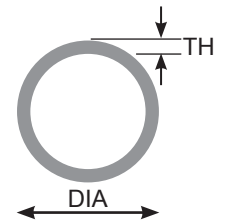
* AVAILABLE ON REQUEST, PLEASE CONTACT OFFICE FOR INFORMATION



ROUND TUBE

CODE	DESCRIPTION	DIAMETER (MM)	TH (MM)	LGT (MM)	FINISH	KG / MTR
1112156*	ROUND TUBE	6.35	0.90	6000	MILL FINISH	0.040
1111132*	ROUND TUBE	10.00	1.20	6500	MILL FINISH	0.089
1111149*	ROUND TUBE	12.00	1.60	6000	MILL FINISH	0.140
1995710	ROUND TUBE 6106 T6	16.00	1.20	6100	MILL FINISH	0.153
1111219	ROUND TUBE 6060 T6	16.00	1.60	6100	MILL FINISH	0.200
1995713	ROUND TUBE 6063 T6	19.00	1.20	6100	MILL FINISH	0.182
1111308	ROUND TUBE 6060 T591	20.00	1.60	6500	MILL FINISH	0.250
1111357*	ROUND TUBE	20.00	3.00	6500	MILL FINISH	0.443
1111381*	ROUND TUBE*	22.00	1.50	6500	MILL FINISH	0.300
1112162*	ROUND TUBE - STRUCTURAL	22.23	5.99	6000	MILL FINISH	0.828
1112152*	ROUND TUBE*	25.00	1.20	6500	MILL FINISH	0.243
1111435*	ROUND TUBE	25.00	1.60	6500	MILL FINISH	0.330
1111455	ROUND TUBE	25.00	3.00	6500	MILL FINISH	0.560
1111522*	ROUND TUBE	32.00	1.60	6000	MILL FINISH	0.420
1111531	ROUND TUBE	32.00	3.00	6000	MILL FINISH	0.740
1111545	ROUND TUBE	38.10	3.25	6500	MILL FINISH	0.996
1111570*	ROUND TUBE	40.00	1.60	6000	MILL FINISH	0.520
1111600	ROUND TUBE	40.00	3.00	6500	MILL FINISH	0.940
1111626*	ROUND TUBE	44.45	3.25	6410	MILL FINISH	1.141
1111630	ROUND TUBE 6061 T6	48.40	4.47	6500	MILL FINISH	1.715
1111635	ROUND TUBE 6060 T591	48.40	4.47	6000	MILL FINISH	1.715
1111665*	ROUND TUBE	50.00	2.00	6500	MILL FINISH	0.810
1111680	ROUND TUBE 6060 t591	50.00	3.00	6500	MILL FINISH	1.200
1111683	ROUND TUBE	50.00	4.00	6500	MILL FINISH	1.600
1111703	ROUND TUBE 6082 T5	50.00	6.00	6500	MILL FINISH	2.248

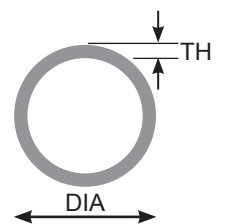
* AVAILABLE ON REQUEST, PLEASE CONTACT OFFICE FOR INFORMATION



ROUND TUBE

CODE	DESCRIPTION	DIAMETER (MM)	TH (MM)	LGT (MM)	FINISH	KG / MTR
1111746*	ROUND TUBE	60.00	2.00	6500	MILL FINISH	0.988
1111757	ROUND TUBE 6060 T591	60.00	3.00	6000	MILL FINISH	1.450
1111760	ROUND TUBE	60.00	5.00	6500	MILL FINISH	2.400
1111762	ROUND TUBE 6082 T5	63.50	6.35	6000	MILL FINISH	3.155
1111806*	ROUND TUBE	69.85	2.67	6000	MILL FINISH	1.519
1112158*	ROUND TUBE	70.80	10.00	6000	MILL FINISH	5.177
1112159	ROUND TUBE	76.20	3.20	6500	MILL FINISH	1.989
1111768	ROUND TUBE 6050 T591	76.20	4.75	4000	MILL FINISH	2.887
1111768	ROUND TUBE 6050 T591	76.20	4.75	6500	MILL FINISH	2.887
1111775*	ROUND TUBE - STRUCTURAL	76.20	6.35	6000	MILL FINISH	3.776
1111804*	ROUND TUBE	80.00	2.00	6500	MILL FINISH	1.356
1111812	ROUND TUBE	80.00	3.00	6500	MILL FINISH	1.967
1111822*	ROUND TUBE	88.90	5.33	6000	MILL FINISH	3.778
1112150*	ROUND TUBE	100.00	2.00	6500	MILL FINISH	1.770
1111841	ROUND TUBE	100.00	3.00	6500	MILL FINISH	2.477
1111952*	ROUND TUBE - STRUCTURAL	101.60	6.35	6500	MILL FINISH	5.258
1112161*	ROUND TUBE - STRUCTURAL	114.30	6.35	6500	MILL FINISH	6.000
1111901*	ROUND TUBE	152.00	3.25	6000	MILL FINISH	4.127
1111882*	ROUND TUBE	203.20	3.00	6500	MILL FINISH	5.093

* AVAILABLE ON REQUEST, PLEASE CONTACT OFFICE FOR INFORMATION

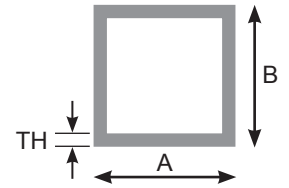


TELESCOPIC TUBE 6060-T81

CODE	DESCRIPTION	DIAMETER (MM)	TH (MM)	LGT (MM)	FINISH	KG / MTR
1104110*	DRAWN TUBE	12.70	1.42	5500	MILL FINISH	0.140
1104201*	DRAWN TUBE	15.88	1.42	5500	MILL FINISH	0.170
1104164*	DRAWN TUBE	19.05	1.42	5500	MILL FINISH	0.210
1104200*	DRAWN TUBE	22.23	1.42	5500	MILL FINISH	0.250
1104202*	DRAWN TUBE	25.40	1.42	5500	MILL FINISH	0.290
1104287*	DRAWN TUBE	28.00	1.42	5500	MILL FINISH	0.330

* AVAILABLE ON REQUEST, PLEASE CONTACT OFFICE FOR INFORMATION

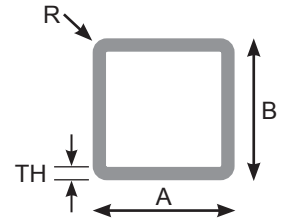
SQUARE CORNER HOLLOW BOX



CODE	DESCRIPTION	A (MM)	B (MM)	TH (MM)	LGT (MM)	FINISH	KG / MTR
1120050*	SQUARE BOX	12.70	12.70	1.55	6500	MILL FINISH	0.193
1120124*	SQUARE BOX	20.00	20.00	1.60	6500	MILL FINISH	0.318
1120121	SQUARE BOX	20.00	20.00	3.00	6500	MILL FINISH	0.553
1120135	SQUARE BOX	25.00	25.00	1.60	6500	MILL FINISH	0.410
1120136	SQUARE BOX	25.00	25.00	2.00	6500	MILL FINISH	0.509
1120140*	SQUARE BOX	25.00	25.00	3.00	6500	MILL FINISH	0.715
1125044*	SQUARE BOX	25.40	25.40	1.22	6500	MILL FINISH	0.315
1125044*	SQUARE BOX	25.40	25.40	1.22	6500	PEARL WHITE	0.315
1125044*	SQUARE BOX	25.40	25.40	1.22	6500	SATIN BLACK	0.315
Note: Plastic joiners are available for 25.4 x 25.4 x 1.22 box Sections, please see Joiners page 102.							
1120175*	SQUARE BOX	32.00	32.00	1.60	6500	MILL FINISH	0.527
1120190*	SQUARE BOX	32.00	32.00	2.00	6500	MILL FINISH	0.650
1120199	SQUARE BOX	32.00	32.00	3.00	6500	MILL FINISH	0.943
1120230	SQUARE BOX	40.00	40.00	1.60	6500	MILL FINISH	0.667
1120237*	SQUARE BOX	40.00	40.00	2.00	6500	MILL FINISH	0.824
1120242	SQUARE BOX	40.00	40.00	3.00	6500	MILL FINISH	1.203
1120253*	SQUARE BOX	43.00	43.00	2.00	6500	MILL FINISH	0.888
1120255*	SQUARE BOX	44.45	44.45	3.00	6500	MILL FINISH	1.348
1120257*	SQUARE BOX	45.00	45.00	1.80	5500	MILL FINISH	0.842
1120285*	SQUARE BOX	50.00	50.00	1.60	6500	MILL FINISH	0.839
1120298*	SQUARE BOX	50.00	50.00	2.00	6500	MILL FINISH	1.058
1120320	SQUARE BOX	50.00	50.00	3.00	6500	MILL FINISH	1.528
1120375*	SQUARE BOX	65.00	65.00	2.50	6500	MILL FINISH	1.687
1120380*	SQUARE BOX	70.00	70.00	1.60	6500	MILL FINISH	1.186
1120389*	SQUARE BOX	75.00	75.00	3.00	6500	MILL FINISH	2.330
1120397*	SQUARE BOX	100.00	100.00	3.00	6500	MILL FINISH	3.154

* AVAILABLE ON REQUEST, PLEASE CONTACT OFFICE FOR INFORMATION

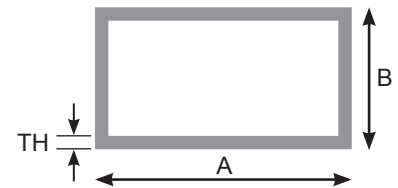
RADIUS EDGE SQUARE BOX



CODE	DESCRIPTION	A (MM)	B (MM)	TH (MM)	RADIUS (MM)	LGT (MM)	FINISH	KG / MTR
1125080*	SQUARE BOX RADIUS	16.00	16.00	1.20	1.00	6500	MILL FINISH	0.193
1125007	SQUARE BOX RADIUS	19.00	19.00	1.70	1.70	6500	MILL FINISH	0.315
1125017	SQUARE BOX RADIUS	20.00	20.00	3.00	3.20	6500	MILL FINISH	0.503
1125039*	SQUARE BOX RADIUS	25.00	25.00	1.50	1.60	6100	MILL FINISH	0.406
1125023*	SQUARE BOX RADIUS	25.00	25.00	2.00	1.60	6500	MILL FINISH	0.500
1125029	SQUARE BOX RADIUS	25.00	25.00	3.00	3.20	6500	MILL FINISH	0.700
1125083*	SQUARE BOX RADIUS	32.00	32.00	2.00	4.00	6500	MILL FINISH	0.648
1125045	SQUARE BOX RADIUS	32.00	32.00	3.00	4.00	6500	MILL FINISH	0.943
1125053	SQUARE BOX RADIUS	37.35	37.35	2.50	3.00	6500	MILL FINISH	0.896
1125063*	SQUARE BOX RADIUS	40.00	40.00	2.00	4.50	6500	MILL FINISH	0.814
1125064	SQUARE BOX RADIUS	40.00	40.00	3.00	6.00	6500	MILL FINISH	1.183
1125084*	SQUARE BOX RADIUS	50.00	50.00	1.60	6.00	6600	MILL FINISH	0.801
1995718	SQUARE BOX RADIUS	50.00	50.00	1.80	6.00	1800	MILL FINISH	0.994
1995718	SQUARE BOX RADIUS	50.00	50.00	1.80	6.00	1800	SATIN BLACK	0.994
1995718	SQUARE BOX RADIUS	50.00	50.00	1.80	6.00	2100	MILL FINISH	0.994
1995718	SQUARE BOX RADIUS	50.00	50.00	1.80	6.00	2100	SATIN BLACK	0.994
1995718	SQUARE BOX RADIUS	50.00	50.00	1.80	6.00	6500	MILL FINISH	0.994
1995718	SQUARE BOX RADIUS	50.00	50.00	1.80	6.00	6500	SATIN BLACK	0.994
1125069*	SQUARE BOX RADIUS	50.00	50.00	2.00	6.00	6500	MILL FINISH	0.994
1125116	SQUARE BOX RADIUS	50.00	50.00	3.00	3.00	6500	MILL FINISH	1.466
1125078	SQUARE BOX RADIUS	50.00	50.00	4.00	6.00	6500	MILL FINISH	1.920
1125119	SQUARE BOX RADIUS	50.00	50.00	5.00	6.00	6500	MILL FINISH	2.358
1125145	SQUARE BOX RADIUS	65.00	65.00	3.00	5.00	6500	MILL FINISH	2.016
1125145	SQUARE BOX RADIUS	65.00	65.00	3.00	5.00	2400	SATIN BLACK	2.016
1125145	SQUARE BOX RADIUS	65.00	65.00	3.00	5.00	2700	SATIN BLACK	2.016
1125188	SQUARE BOX RADIUS	75.00	75.00	3.00	6.00	6500	MILL FINISH	2.279
1125188	SQUARE BOX RADIUS	75.00	75.00	3.00	6.00	2700	SATIN BLACK	2.279
1125188	SQUARE BOX RADIUS	75.00	75.00	3.00	6.00	3000	SATIN BLACK	2.279
1125197	SQ BOX STRUCT (RAD)	76.20	76.20	6.35	6.00	6500	MILL FINISH	4.432
1501900*	SQ BOX FLUTED (RAD)	90.00	90.00	2.00	3.00	6500	MILL FINISH	1.839
1125215	SQUARE BOX RADIUS	100.00	100.00	3.20	6.00	6500	MILL FINISH	3.287
1125245	SQ BOX STRUCT (RAD)	100.00	100.00	6.00	12.00	6000	MILL FINISH	5.863
1995397*	SQUARE BOX RADIUS	150.00	150.00	3.00	1.60	6500	MILL FINISH	4.770

* AVAILABLE ON REQUEST, PLEASE CONTACT OFFICE FOR INFORMATION

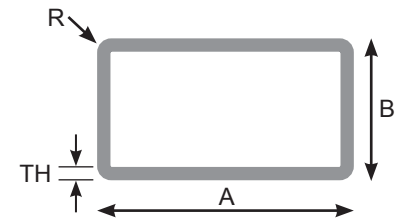
RECTANGULAR HOLLOW BOX (SQ CORNER)



CODE	DESCRIPTION	A (MM)	B (MM)	TH (MM)	LGT (MM)	FINISH	KG / MTR
1131118*	RECTANGULAR BOX	38.00	16.00	1.60	6500	MILL FINISH	0.441
1131007*	RECTANGULAR BOX	38.10	17.45	3.18	6500	MILL FINISH	0.848
1131154*	RECTANGULAR BOX	40.00	20.00	3.00	6500	MILL FINISH	0.851
1131158	RECTANGULAR BOX	40.00	25.00	2.40	6500	MILL FINISH	0.780
1131175*	RECTANGULAR BOX	50.00	10.00	1.60	6000	MILL FINISH	0.493
1131202*	RECTANGULAR BOX	50.00	25.00	1.60	6500	MILL FINISH	0.623
1131207	RECTANGULAR BOX	50.00	25.00	3.00	6500	MILL FINISH	1.122
1131307	RECTANGULAR BOX	50.00	40.00	3.00	6500	MILL FINISH	1.366
1131907	RECTANGULAR BOX	60.00	40.00	3.00	6500	MILL FINISH	1.528
1131910*	RECTANGULAR BOX	60.00	50.00	3.00	6500	MILL FINISH	1.691
1132207	RECTANGULAR BOX	76.20	25.40	2.40	6500	MILL FINISH	1.274
1501262*	RECTANGULAR BOX	76.20	50.80	1.60	6000	MILL FINISH	1.070
1132607	RECTANGULAR BOX	80.00	40.00	3.00	6500	MILL FINISH	1.854
1132708*	RECTANGULAR BOX	80.00	50.00	3.00	6500	MILL FINISH	2.016
1132907*	RECTANGULAR BOX	100.00	25.00	1.60	6500	MILL FINISH	1.091
1133007	RECTANGULAR BOX	100.00	25.00	2.50	6500	MILL FINISH	1.626
1133060*	RECTANGULAR BOX	100.00	40.00	3.00	6500	MILL FINISH	2.171
1501161*	RECTANGULAR BOX	100.00	50.00	1.60	6500	MILL FINISH	1.270
1501465	RECTANGULAR BOX	100.00	50.00	3.00	6500	MILL FINISH	2.341
1133906*	RECTANGULAR BOX	125.00	40.00	3.00	6500	MILL FINISH	2.580
1133909*	RECTANGULAR BOX	125.00	50.00	3.00	6500	MILL FINISH	2.748
1501661	RECTANGULAR BOX	150.00	50.00	3.00	6500	MILL FINISH	3.150
1134006*	RECTANGULAR BOX	152.40	38.10	3.20	6500	MILL FINISH	3.174
1501873	RECTANGULAR BOX	200.00	50.00	3.00	6500	MILL FINISH	4.192
1133990*	RECTANGULAR BOX	300.00	50.00	3.00	6500	MILL FINISH	5.934

* AVAILABLE ON REQUEST, PLEASE CONTACT OFFICE FOR INFORMATION

RADIUS EDGE RECT. BOX



CODE	DESCRIPTION	A (MM)	B (MM)	TH (MM)	RADIUS (MM)	LGT (MM)	FINISH	KG / MTR
1131117	RECT BOX RADIUS	38.00	16.00	1.20	3.00	6500	MILL FINISH	0.322
1130970	RECT BOX RADIUS	38.00	25.00	1.50	3.00	6100	MILL FINISH	0.472
1131153*	RECT BOX RADIUS	40.00	20.00	2.00	2.00	6500	MILL FINISH	0.598
1131155*	RECT BOX RADIUS	40.00	25.00	3.00	3.00	6500	MILL FINISH	0.937
1131506*	RECT BOX RADIUS	50.00	25.00	1.60	3.00	6500	MILL FINISH	0.605
1131507*	RECT BOX RADIUS	50.00	25.00	2.00	3.00	6500	MILL FINISH	0.751
1131220	RECT BOX RADIUS	50.00	25.00	3.00	3.00	6500	MILL FINISH	1.101
1133247	RECT BOX RADIUS	50.00	40.00	3.00	3.00	6500	MILL FINISH	1.345
1995538*	RECT BOX RADIUS	60.00	40.00	2.10	3.00	6500	MILL FINISH	1.067
1132112	RECT BOX RADIUS	60.00	40.00	4.00	2.00	6500	MILL FINISH	1.995
1132121*	RECT BOX RADIUS	65.00	16.00	1.20	3.00	6500	MILL FINISH	0.518
1629878*	RECT BOX RADIUS - WEBBED	65.00	16.00	1.27	3.00	6500	MILL FINISH	0.518
1995711	RECT BOX RADIUS	65.00	16.00	1.40	3.00	6500	MILL FINISH	0.578
1995711	RECT BOX RADIUS	65.00	16.00	1.40	3.00	6500	SATIN BLACK	0.578
1995711	RECT BOX RADIUS	65.00	16.00	1.40	3.00	6500	PEARL WHITE	0.578
1995711	RECT BOX RADIUS	65.00	16.00	1.40	3.00	6500	W.R.C.	0.578
1132115*	RECT BOX RADIUS	70.00	30.00	2.00	3.00	6500	MILL FINISH	1.022
1132137*	RECT BOX RADIUS	70.00	30.00	3.00	3.00	6500	MILL FINISH	1.018
1132216	RECT BOX RADIUS	75.00	50.00	3.00	6.00	6500	MILL FINISH	1.872
1132217	RECT BOX RADIUS	75.00	50.00	6.00	6.00	5850	MILL FINISH	3.591
1132618	RECT BOX RADIUS	80.00	40.00	3.00	3.00	6500	MILL FINISH	1.833
1132627*	RECT BOX RADIUS	80.00	50.00	3.00	6.00	6500	MILL FINISH	1.953
1132904	RECT BOX RADIUS - WEBBED	100.00	16.00	1.20	3.00	6500	MILL FINISH	0.894
1132231*	RECT BOX RADIUS	100.00	25.00	3.00	6.00	6500	MILL FINISH	1.859
1133215	RECT BOX RADIUS	100.00	50.00	3.00	6.00	6500	MILL FINISH	2.279
1133218	RECT BOX RADIUS-6005A T5	100.00	50.00	6.00	8.00	6500	MILL FINISH	4.348
1133807*	RECT BOX RADIUS	101.60	76.20	2.29	6.00	6500	MILL FINISH	2.100
1133243*	RECT BOX RADIUS	125.00	50.00	3.00	6.00	6500	MILL FINISH	2.685
1133975	RECT BOX RADIUS - 6106 T6	150.00	50.00	3.00	6.00	6500	MILL FINISH	3.092
1134000	RECT BOX RADIUS - 6082 T6	152.00	76.00	6.00	6.00	6500	MILL FINISH	6.950
1134008*	RECT BOX RADIUS	200.00	50.00	3.00	6.00	6500	MILL FINISH	3.904

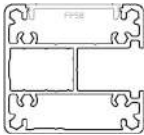
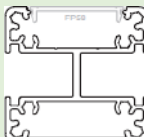


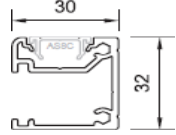



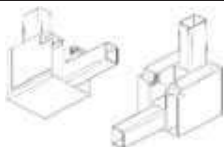

* AVAILABLE ON REQUEST, PLEASE CONTACT OFFICE FOR INFORMATION



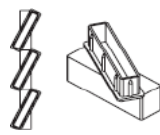
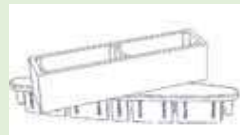
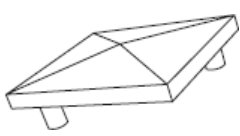

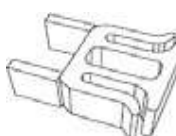
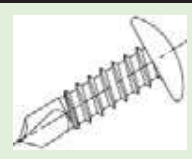
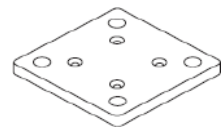
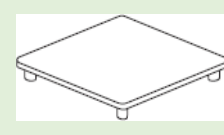
DURASLAT FENCING SYSTEM

alspec[®]
INDUSTRIAL

DURASLAT - NON WELD SLAT SYSTEM


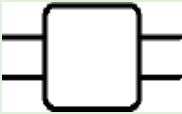
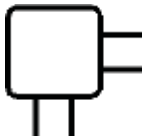







PROFILE	CODE	DESCRIPTION	FINISH	LGT (MM)
	1629553	1 WAY SCREEN POST (50mm x 50mm)	MILL FINISH	6500
			SATIN BLACK*	6500
	1629555	2 WAY SCREEN POST (50mm x 50mm)	MILL FINISH	6500
			SATIN BLACK*	6500
	1620113	INFILL (SUITS 1 WAY & 2 WAY POSTS)	MILL FINISH	3000
			SATIN BLACK*	3000
	1629560	CORNER SCREEN POST (50mm x 50mm)	MILL FINISH	6500
			SATIN BLACK*	6500
	1629559	CHANNEL 30 x 32	MILL FINISH	6000
			SATIN BLACK	6000
	1600080	INFILL (SUITS CORNER POST & CHANNEL)	MILL FINISH	6500
			SATIN BLACK	6500
	1629558	SQUARE TOP RAIL	MILL FINISH	6500
			SATIN BLACK*	6500
	1629557	TOP RAIL BASE	MILL FINISH	6500
			SATIN BLACK*	6500
	1331217	CAST DURASLAT 'EASY CORNER' (PERFECT FOR GATES)	MILL FINISH*	BOX (4 PCS)
			SATIN BLACK*	
	1311300	90 DEGREE CORNER STAKE (SUITS FP50)	MILL FINISH	EACH

DURASLAT - NON WELD SLAT SYSTEM

PROFILE	CODE	DESCRIPTION	FINISH	LGT (MM)
	1330077	PRIVACY ADAPTOR	PLASTIC (BLACK)	PAIR
	1330080	ELLIPTICAL PRIVACY ADAPTOR	PLASTIC (BLACK)	PAIR
	1330078	FP56 CHANNEL END CAP (SOLD AS A PAIR - LEFT & RIGHT)	PLASTIC (BLACK)	PAIR
	1330079	8mm SLAT SPACER	PLASTIC (BLACK)	EACH
	1330076	20mm SLAT SPACER	PLASTIC (BLACK)	EACH
	1383170	SELF TAPPING WAFER SCREW (10g x 16mm)	GALVANISED	BOX (1000)
	1331153	100 x 100 x 6 BASE PLATE	MILL FINISH	EACH
	1331154	50mm MALE END CAP	PLASTIC (BLACK)	EACH

*SOME ITEMS AVAILABLE ON REQUEST, PLEASE CONTACT OFFICE FOR INFORMATION

GENERIC - SLAT SYSTEM

PROFILE	CODE	DESCRIPTION	FINISH	LGT (MM)
	1629550	SLAT RECEIVER 1 WAY 50mm x 50mm	MILL FINISH	6000
	1629550		SATIN BLACK *	
	1629550		PEARL WHITE *	
	1629552	SLAT RECEIVER 2 WAY 50mm x 50mm	MILL FINISH	6000
	1629552		SATIN BLACK *	
	1629552		PEARL WHITE *	
	1629551	SLAT RECEIVER CORNER 50mm x 50mm	MILL FINISH	6000
	1629551		SATIN BLACK *	
	1629551		PEARL WHITE *	
	1131117	RECTANGULAR HOLLOW RADIUS 38 x 16 x 1.2	MILL FINISH	6500
			SATIN BLACK *	
			PEARL WHITE *	
	1132121	SLAT 65 x 16 x 1.2	MILL FINISH *	6500
	1995711	DURASLAT STRUCTURAL GRADE SLAT 65 x 16 x 1.4	MILL FINISH	6500
			SATIN BLACK	
			PEARL WHITE	
	1132904	RECTANGULAR HOLLOW RADIUS 100 x 16 x 1.2 (WEBBED)	MILL FINISH	6500
	1995518	GATE FRAME L (16mm/19mm)	MILL FINISH *	6000
	1629869	SLAT F CHANNEL 16.8MM GAP (Suits 16mm Wide RHS)	MILL FINISH *	6500
	1620923	SLAT F CHANNEL 22MM GAP (Suits 20mm Channel)	MILL FINISH *	6000

* AVAILABLE ON REQUEST, PLEASE CONTACT OFFICE FOR INFORMATION

GENERIC - SLAT SYSTEM

PROFILE	CODE	DESCRIPTION	FINISH	LGT (MM)
	1302130	WINDOW HOOD ARM (200mm)	MILL FINISH	EACH
	1302129		SATIN BLACK	EACH

*SOME ITEMS AVAILABLE ON REQUEST, PLEASE CONTACT OFFICE FOR INFORMATION

ROUTERED BOX



CODE	DESCRIPTION	FINISH	HOLE SIZE (MM)	HOLE TYPE	CENTRES (MM)	LGT (MM)
1131509	ROUTERED 50.8 x 25.4 RHS	MILL FINISH	89 X 14	ELLIPTICAL RIGHT	OVERLAP	6500
1131510	ROUTERED 50.8 x 25.4 RHS	MILL FINISH	89 X 14	ELLIPTICAL LEFT	OVERLAP	6500
1131511	ROUTERED 50.8 x 25.4 RHS	MILL FINISH	89 X 14	ELLIPTICAL MULLION	OVERLAP	6500
1005714*	ROUTERED 50mm BOX	MILL FINISH	65 x 16	STRAIGHT	7.60	6066
1995703*	ROUTERED 50mm BOX CNTR	MILL FINISH	65 x 16	ANGLED	OVERLAP	6066
1005707*	ROUTERED 50mm BOX RIGHT	MILL FINISH	65 x 16	ANGLED	OVERLAP	6066
1995704*	ROUTERED 50mm BOX LEFT	MILL FINISH	65 x 16	ANGLED	OVERLAP	6066

*SOME ITEMS AVAILABLE ON REQUEST, PLEASE CONTACT OFFICE FOR INFORMATION


PUNCHED BOX (RAIL)



CODE	DESCRIPTION	FINISH	HOLE SIZE (MM)	HOLE TYPE	CENTRES (MM)	LGT (MM)
1995726	38x25 PUNCHED RAIL	MILL FINISH	16.7	SINGLE	90.00	2475
1995726*	38x25 PUNCHED RAIL	MILL FINISH	16.7	SINGLE	90.00	3000
1995727	38x25 PUNCHED RAIL	MILL FINISH	16.7	DOUBLE	90.00	2475
1995727*	38x25 PUNCHED RAIL	MILL FINISH	16.7	DOUBLE	90.00	3000
1995731*	38x25 PUNCHED RAIL	MILL FINISH	16.7	SINGLE	100.00	2475
1995730*	38x25 PUNCHED RAIL	MILL FINISH	16.7	DOUBLE	100.00	2475
1995721*	38x25 PUNCHED RAIL	MILL FINISH	19.5	SINGLE	100.00	2475
1995721*	38x25 PUNCHED RAIL	MILL FINISH	19.5	SINGLE	100.00	3000
1995722*	38x25 PUNCHED RAIL	MILL FINISH	19.5	DOUBLE	100.00	2475
1995722*	38x25 PUNCHED RAIL	MILL FINISH	19.5	DOUBLE	100.00	3000


GATE EXTRUSIONS

PROFILE	CODE	DESCRIPTION	FINISH	LGT (MM)
	1629021	20mm GATE TRACK	MILL FINISH	6000
	1620928*	SLIDING GATE GUIDE	MILL FINISH	6500
	1995518*	GATE FRAME L	MILL FINISH	6000
	1629871*	GATE SLIDING CHANNEL	MILL FINISH	300
				6000



ALUMINIUM SPEAR FENCING

CODE	DESCRIPTION	FINISH	LGT (MM)
1070134	40 x 40 BOX - 25.4mm SINGLE SIDE PUNCHED 125mm CENTRES	MILL FINISH	2400*
		MILL FINISH	6500
1070132	40 x 40 BOX - 25.4mm DOUBLE SIDE PUNCHED 125mm CENTRES	MILL FINISH	2400*
		MILL FINISH	6500
1125041	SQ SPEAR PICKET 25 x 25 x 1.2	MILL FINISH	1800
		MILL FINISH	2100
1125040	SQ SPEAR PICKET 25 x 25 x 1.6	MILL FINISH	1800
		MILL FINISH	2100

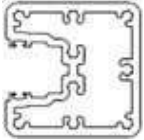

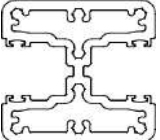
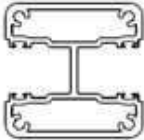

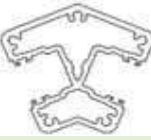

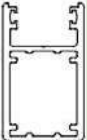





ENDURAL BALUSTRADE SYSTEM





alspec[®]
INDUSTRIAL

ENDURAL - ENGINEERED BALUSTRADING

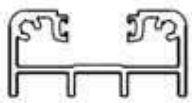
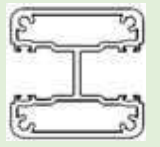
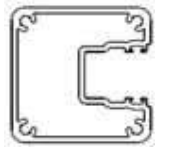
PROFILE	CODE	DESCRIPTION	FINISH	LGT (MM)
	1629319	HR506 - 55mm 1 WAY POST (6106 T6)	MILL FINISH	5600
	1629326	HR526 - 55mm 1 WAY MEDIUM POST (6106 T6)	MILL FINISH	5600
	1629314	HR500 - 55mm 2 WAY POST (6106 T6)	MILL FINISH	5600
	1629325	HR520 - 55mm 2 WAY MEDIUM POST (6106 T6)	MILL FINISH	5600
	1629313	HR501 - 55mm 90 DEG POST (6106 T6)	MILL FINISH	5600
	1629316	HR503 - 55mm 135 DEG POST (6106 T6)	MILL FINISH	5600
	1600748	ME8 - POCKET FILLER	MILL FINISH	6500
	1629315	HR502 - 55mm BOTTOM RAIL	MILL FINISH	6500
	1629320	HR507 - HAND RAIL BASE (6106 T6)	MILL FINISH	6500

*SOME ITEMS AVAILABLE ON REQUEST, PLEASE CONTACT OFFICE FOR INFORMATION

ENDURAL - ENGINEERED BALUSTRADING

PROFILE	CODE	DESCRIPTION	FINISH	LGT (MM)
	1629318	HR505 - BULL NOSE TOP RAIL	MILL FINISH	6500
	1629321	HR508 - TAPERED TOP RAIL	MILL FINISH	6500
	1629322	HR509 - SQUARE TOP RAIL	MILL FINISH	6500
	1629324	HR510 - ELLIPTICAL TOP RAIL	MILL FINISH	6500

ENDURAL - MEDIUM CORE DRILL POSTS

PROFILE	CODE	DESCRIPTION	FINISH	LGT (MM)
	1629327	HR521 - 55mm HALF POST - ENDURAL MEDIUM	MILL FINISH	6000
	1629325	HR520 - 55mm 2WAY MED. DUTY CORE DRILL POST 6106 T6	MILL FINISH	6000
	1629326	HR526 - 55mm 1WAY MED. DUTY CORE DRILL POST 6106 T6	MILL FINISH	6000














* The entire Endural and Endural Medium Systems have been fully tested and certified.

*SOME ITEMS AVAILABLE ON REQUEST, PLEASE CONTACT OFFICE FOR INFORMATION

ENDURAL - ENGINEERED BALUSTRADING





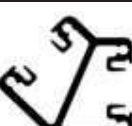



PROFILE	CODE	DESCRIPTION	FINISH	LGT (MM)
	1331151	HRA4 ENDURAL BASE PLATE	MILL FINISH	EACH
	1331150	HRA3 ENDURAL BOTTOM RAIL SPIGOT	MILL FINISH	EACH
	1331110	HRA1 ENDURAL GLASS SUPPORT BLOCK	BLACK PLASTIC	EACH
	1331152	HRA5 ENDURAL BASE PLATE COVER	MILL FINISH	EACH
	1331136	HRA17 ENDURAL STAND OFF HANDRAIL BRACKET	MILL FINISH	EACH
	1331137	HRA18 ENDURAL CORNER STAND OFF BRACKET	MILL FINISH	EACH
	1331119	HR505C BULLNOSE TOP RAIL END CAP	MILL FINISH	EACH
	1331138	HR508C TAPERED TOP RAIL END CAP	MILL FINISH	EACH
	1331123	HR509C SQUARE TOP RAIL END CAP	MILL FINISH	EACH
	1331139	HR510C ELLIPTICAL TOP RAIL END CAP	MILL FINISH	EACH

ENDURAL - ENGINEERED BALUSTRADING

PROFILE	CODE	DESCRIPTION	FINISH	LGT (MM)
	1331111	HRA2 ENDURAL SQUARE DRESS RING	MILL FINISH	EACH
	1331140	HRA19 ENDURAL 135 DEG DRESS RING	MILL FINISH	EACH
	1331132	HRA13 ENDURAL POST ENDCAP	MILL FINISH	EACH
	1331133	HRA14 ENDURAL POST ENDCAP - 1 WAY	MILL FINISH	EACH
	1331134	HRA15 ENDURAL POST ENDCAP - 90 DEG	MILL FINISH	EACH
	1331135	HRA16 ENDURAL POST ENDCAP - 2 WAY	MILL FINISH	EACH
	1313079	2mm BACKING GASKET - CO EXTRUDED	PVC	100m
	1313080		CE36S SANTOPRENE	
	1313083	4mm BACKING GASKET - CO EXTRUDED	PVC	100m
	1313084		CE36S SANTOPRENE	
	1376132	GR32 GLAZING WEDGE (TO SUIT 2mm GAP)	PVC	200m
	1313055	GR43 GLAZING WEDGE (TO SUIT 3mm GAP)	PVC	200m
	1313063		SANTOPRENE	
	1313056	GR44 GLAZING WEDGE (TO SUIT 4mm GAP)	PVC	200m
	1313064		SANTOPRENE	
	1313057	GR45 GLAZING WEDGE (TO SUIT 5mm GAP)	PVC	150m
	1313065		SANTOPRENE	
	1313058	GR46 GLAZING WEDGE (TO SUIT 6mm GAP)	PVC	150m
	1313066		SANTOPRENE	
	1313059	GR47 GLAZING WEDGE (TO SUIT 7mm GAP)	PVC	150m
	1313062		SANTOPRENE	




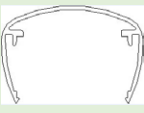





BALUSTRADE SECTIONS

50 x 50 SQUARE GLAZING POSTS (Radius Corner)








PROFILE	CODE	DESCRIPTION	FINISH	LGT (MM)
	1629860	50mm SQUARE 1 WAY GLAZING POST STRUCTURAL GRADE	MILL FINISH	2000 6000
	1629861	50mm SQUARE 2 WAY GLAZING POST STRUCTURAL GRADE	MILL FINISH	6000 6500
	1632743	GLAZING POST 50mm SQUARE RADIUS 90 DEGREE STRUCTURAL GRADE	MILL FINISH	6000
	1629859	GLAZING 50mm SQUARE RADIUS HALF POST STRUCTURAL GRADE	MILL FINISH	6000
	1632748	GLAZING POST 50mm SQUARE RADIUS 135 DEGREE STRUCTURAL GRADE	MILL FINISH	6000
	1629864	GATE ADAPTOR (SUITS 50mm SQUARE RADIUS GLAZING POSTS)	MILL FINISH	5550
	1629853	INFILL 50mm SQUARE POSTS	MILL FINISH	6000
	1629857	SOLID INFILL 50mm SQUARE POSTS	MILL FINISH	3000

*SOME ITEMS AVAILABLE ON REQUEST, PLEASE CONTACT OFFICE FOR INFORMATION

BALUSTRADE SECTIONS - PANORAMA

PROFILE	CODE	DESCRIPTION	FINISH	LGT (MM)
	1629818	HR2 GLAZING CHANNEL 46x25	MILL FINISH	6500
	1629814	HR3 INFIL (SUITS HR2)	MILL FINISH	3000
	1629001	HR1 60mm ROUND HANDRAIL CAP	MILL FINISH	6500
	1629151	HR15 OVAL HANDRAIL CAP	MILL FINISH	6500
	1629839*	OVAL HOLLOW 70 x 30 (FLAT BOTTOM)	MILL FINISH	6500
	1629881*	OVAL HOLLOW 70 x 40 (FLAT BOTTOM)	MILL FINISH	6500
	1629863	HR32 HAMBURGER HANDRAIL CAP	MILL FINISH	6000
	1629103	HR10 BALUSTRADE POST 40 X 40	MILL FINISH	6000
	1331007	HR40S FOOT STAKE (FITS HR10)	MILL FINISH	EACH

BALUSTRADE SECTIONS

PROFILE	CODE	DESCRIPTION	FINISH	LGT (MM)
	1600520 *	GLAZING CHANNEL 28 x 28 CAPTIVE POCKET	MILL FINISH	6000
	1600435	GLAZING CHANNEL 25mm	CLEAR ANODISED	6500
			WHITE / BLACK	
	1600455	GLAZING BEAD 25mm	CLEAR ANODISED	6500
			WHITE / BLACK	
	1600445	GLAZING SILL 25mm	CLEAR ANODISED	6500
			WHITE / BLACK	
	1620301	Q3674 16MM ROUND BALUSTER	MILL FINISH	6500
	1844095	Q4528 19.04MM SQ BALUSTER	MILL FINISH	6500
	1844093	Q4094 75MM X 16MM BALUSTER	MILL FINISH	6500



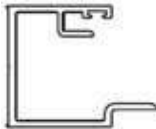
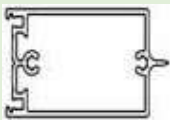


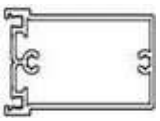
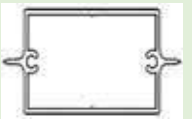
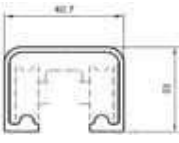
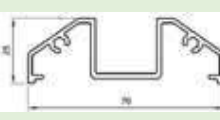

*SOME ITEMS AVAILABLE ON REQUEST, PLEASE CONTACT OFFICE FOR INFORMATION



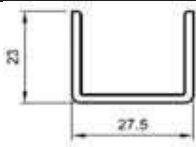
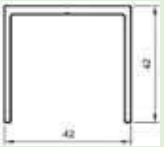


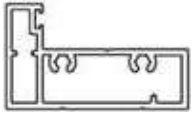
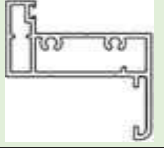
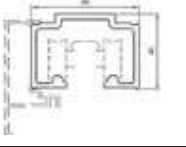



CITYSCAPE OPERABLE LOUVRE SYSTEM

alspec[®]
INDUSTRIAL

CITYSCAPE - OPERABLE LOUVRE SYSTEM












PROFILE	CODE	DESCRIPTION	FINISH	LGT (MM)
	1634063	SCS113 - ELLIPTICAL 89mm LOUVRE BLADE	MILL FINISH	5200
	1634063 - 010		PEARL WHITE	5200
	1634200	SCS200P - CITYSCAPE 60 x 35 STILE (PUNCHED)	MILL FINISH	5100
	1634200 - 010		PEARL WHITE	5100
	1634212	SCS212P - CITYSCAPE SELF MATING STILE (PUNCHED)	MILL FINISH	5100
	1634212 - 010		PEARL WHITE	5100
	1634201	SCS201 - CITYSCAPE 66mm RAIL	MILL FINISH	3600
	1634201 - 010		PEARL WHITE	3600
	1634202	SCS202 - CITYSCAPE 90mm RAIL	MILL FINISH	3600
	1634202 - 010		PEARL WHITE	3600
	1634203	SCS203 - CITYSCAPE ADJUSTABLE RAIL SLEEVE	MILL FINISH	3600
	1634203 - 010		PEARL WHITE	3600
	1634204	SCS204 - CITYSCAPE ADJUSTABLE RAIL	MILL FINISH	3600
	1634204 - 010		PEARL WHITE	3600
	1634205	SCS205 - CITYSCAPE MIDRAIL	MILL FINISH	3600
	1634205 - 010		PEARL WHITE	3600
	1630013	SCS11 - TRACK	MILL FINISH	6500
	1630013 - 010		PEARL WHITE	6500
	1634208	SCS208 - CITYSCAPE SILL TRACK	MILL FINISH	6500
	1634208 - 010		PEARL WHITE	6500
	1634213	SCS213 - CITYSCAPE BOTTOM CHANNEL	MILL FINISH	6500
	1634213 - 010		PEARL WHITE	6500

CITYSCAPE - OPERABLE LOUVRE SYSTEM

PROFILE	CODE	DESCRIPTION	FINISH	LGT (MM)
	1630015	SCS12 - SILL CHANNEL	MILL FINISH	6.5
	1630015 - 010		PEARL WHITE	6.5
	1634209	SCS209 - 42mm x 42mm FIXED PANEL CHANNEL	MILL FINISH	6.5
	1634209 - 010		PEARL WHITE	6.5
	1634210	SCS210 - CITYSCAPE H COUPLER	MILL FINISH	5.1
	1634210 - 010		PEARL WHITE	5.1
	1634211	SCS211 - CITYSCAPE FLYSCREEN BUILD OUT	MILL FINISH	6.5
	1634211 - 010		PEARL WHITE	6.5
	1634214	SCS215 - CITYSCAPE HINGED FRAME	MILL FINISH	6.5
	1634215 - 010		PEARL WHITE	6.5
	1634216	SCS216 - CITYSCAPE HINGED OVERLAP FRAME	MILL FINISH	6.5
	1634216 - 010		PEARL WHITE	6.5
	1634206	SCS206 - CITYSCAPE HEAD TRACK	MILL FINISH	6.5
	1634206 - 010		PEARL WHITE	6.5
	1634207	SCS207 - CITYSCAPE PELMET	MILL FINISH	6.5
	1634207 - 010		PEARL WHITE	6.5
	1634214	SCS214 - CITYSCAPE TILT BAR	MILL FINISH	2.136
	1634214 - 010		PEARL WHITE	2.136
	1313351 - 010	SCS - SHUTTER BLADE END CAP (SPRUNG PIN)	WHITE	EACH
	1313353 - 034		BLACK	EACH
	1313355 - 036		GREY	EACH

*SOME ITEMS AVAILABLE ON REQUEST, PLEASE CONTACT OFFICE FOR INFORMATION

CITYSCAPE - OPERABLE LOUVRE SYSTEM

PROFILE	CODE	DESCRIPTION	FINISH	LGT (MM)
	1374010CA	A125 - ALUMINIUM BIFOLD HINGE 100mm x 35mm	CLEAR ANODISE	EACH
	1364069CA	NO39 UNIVERSAL ALUMINIUM HINGE	CLEAR ANODISE	EACH
	1313323	CITYSCAPE - 4 WHEEL INTERMEDIATE HANGER	STAINLESS	EACH
	1313322	CITYSCAPE UPPER END HANGER BK21EN-A2	STAINLESS	EACH
	1313321	CITYSCAPE LOWER END GUIDE BK21ER-A	STAINLESS	EACH
	131320	CITYSCAPE PIVOT SET BK21EP-A	STAINLESS	EACH
	131006	SCS HANGER STOP	STAINLESS	EACH
	1308090	ELEGANCE XC HINGED SEC DOOR LOCK - MUST BE USED WITH MIDRAIL SCREENS ONLY.	BLACK	EACH
	1382689	6g x 3/4 (19mm) 304SS CSK 4g HEAD - #1 SQUARE DRIVE	STAINLESS	1000
	1382690		WHITE	1000
	1313325	SURFACE MOUNT BARREL BOLT	STAINLESS	EACH
	1378057	10mm DIAMETER HOLE PLUG	WHITE	EACH
	1378017		BLACK	EACH



SOLAIRE FIXED LOUVRE SYSTEM



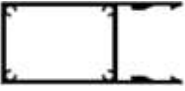


alspec[®]
INDUSTRIAL

SOLAIRE - FIXED LOUVRE SYSTEM

PROFILE	CODE	DESCRIPTION	FINISH	LGT (MM)
	1632639	LVE301 - 150mm x 45mm ELLEPTICAL MATING LOUVRE	MILL FINISH	6500
	1632640	LVE302 - 150mm x 45mm RECTANGULAR MATING LOUVRE (CENTRE)	MILL FINISH	6500
	1632641	LVE303 - 17mm x 45mm LOUVRE END CAP EXTRUSION	MILL FINISH	6500
	1632642	LVE304 - 45mm LOUVRE CHANNEL	MILL FINISH	6500
	1632644	LVE305 - 83mm x 45mm RECTANGULAR MATING LOUVRE	MILL FINISH	6500
	1632648	LVE306 - 150mm x 45mm RECTANGULAR MATING LOUVRE	MILL FINISH	6500
	1632655	LVE307 - 225mm x 45mm RECTANGULAR MATING LOUVRE	MILL FINISH	6500
	1632670	LVB1 - STRUCTURAL 45mm F BRACKET	MILL FINISH	6500
	1632671	LVB2 - STRUCTURAL 45mm CHANNEL	MILL FINISH	6500
	1636733	LVB4 - 45mm LOUVRE LOCKING BAR	MILL FINISH	6500

*SOME ITEMS AVAILABLE ON REQUEST, PLEASE CONTACT OFFICE FOR INFORMATION







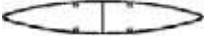

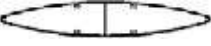
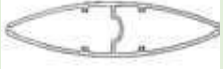
SOLAIRE - BATTEN SYSTEM

PROFILE	CODE	DESCRIPTION	FINISH	LGT (MM)
	1633001*	LVE501 - 50mm SOLAIRE BATTEN INFILL	MILL FINISH	6500
	1633002*	LVE502 - 50 x 50mm SOLAIRE BATTEN	MILL FINISH	6500
	1633003*	LVE503 - 100 x 50mm SOLAIRE BATTEN	MILL FINISH	6500
	1633004*	LVE504 - 150 x 50mm SOLAIRE BATTEN	MILL FINISH	6500
	1633005*	LVE505 - 200 x 50mm SOLAIRE BATTEN	MILL FINISH	6500

* WOODGRAIN & POWDERCOAT FINISHES ARE AVAILABLE













*SOME ITEMS AVAILABLE ON REQUEST, PLEASE CONTACT OFFICE FOR INFORMATION

LOUVRE SECTIONS

PROFILE	CODE	DESCRIPTION	FINISH	LGT (MM)
	1632045*	LOUVRE BLADE 50 x 10	MILL FINISH	6500
	1632667*	LOUVRE BLADE 67 x 15	MILL FINISH	6500
	1634063	LOUVRE BLADE 89 x 14 SCS113	MILL FINISH	6500
	1632043	LOUVRE BLADE 100 x 20	MILL FINISH	6500
	1632110	LVE100 - LOUVRE BLADE 100 x 20	MILL FINISH	6500
	1632620*	LVE150 - LOUVRE BLADE 150 x 30	MILL FINISH	6500
	1632622*	LVE200 - LOUVRE BLADE 200 x 25	MILL FINISH	6500
	1632650*	LVE203 - LOUVRE BLADE 200 x 30	MILL FINISH	Ex-Mill
	1632649*	LVE202 - LOUVRE BLADE 200 x 40	MILL FINISH	6500
	1632625*	LVE300 - LOUVRE BLADE 300 x 50	MILL FINISH	Ex-Mill






*SOME ITEMS AVAILABLE ON REQUEST, PLEASE CONTACT OFFICE FOR INFORMATION

LOUVRE BLADES

PROFILE	CODE	DESCRIPTION	FINISH	LGT (MM)
	1632121*	LV121 - FIXED LOUVRE BLADE 51mm (WITH SCREW FLUTES)	MILL FINISH	6000
	1632122*	LV122 - LOUVRE FRAME (SUITS LV121)	MILL FINISH	6500
	1632608*	LV50 - 50mm MURRAY LOUVRE	MILL FINISH	6500
	1632711*	LV70 - LOUVRE FIXED 70 x 32	MILL FINISH	6500
	1632064*	LV89 - LOUVRE FIXED 76 x 89	MILL FINISH	6500
	1632056*	LV107 - LOUVRE FIXED 107 x 85	MILL FINISH	6500
	1632002*	LV96 - STORM LOUVRE	MILL FINISH	6500
	1632129*	LV129 - 129mm LOUVRE FIXED	MILL FINISH	6500
	1632103*	LV102B - LOUVRE BRACKET (SUITS LV129)	MILL FINISH	6500
	1632001*	LV95 - TWO STAGE LOUVRE	MILL FINISH	6500
	1632199*	LV200 - LOUVRE FIXED	MILL FINISH	6500
	1632201*	LV201B - LOUVRE BRACKET (SUITS LV200)	MILL FINISH	6500

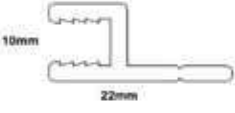



*SOME ITEMS AVAILABLE ON REQUEST, PLEASE CONTACT OFFICE FOR INFORMATION

LOUVRE BLADES

PROFILE	CODE	DESCRIPTION	FINISH	LGT (MM)
	1632042*	LV60 - FIXED LOUVRE BLADE 60 x 20mm	MILL FINISH	6500
	1632005*	LV80 - FIXED LOUVRE BLADE 80 x 20mm	MILL FINISH	6500
	1632621*	LVE150B - BRACKET TO SUIT LVE150	MILL FINISH	3000
	1632623*	LVE200B - BRACKET TO SUIT LVE200	MILL FINISH	3000
	1632940*	LOUVRE BRACKET TO SUIT LVE300	MILL FINISH	CUT TO SIZE

*SOME ITEMS AVAILABLE ON REQUEST, PLEASE CONTACT OFFICE FOR INFORMATION

PATIO SCREEN SECTIONS

PROFILE	CODE	DESCRIPTION	FINISH	LGT (MM)
	1509145*	SC1 - SCREEN ADAPTOR	MILL FINISH	4500
			PEARL WHITE	
			PRIMROSE	
			CUSTOM BLACK	
	1509455*	SC4 - 50mm PATIO SCREEN POST - 6106 T6	MILL FINISH	6000
			PEARL WHITE	
			PRIMROSE	
			CUSTOM BLACK	
	1509761*	SC7 - 75x50mm PATIO SCREEN BEAM	MILL FINISH	6100
	1509851*	SC8 - 50mm PATIO HALF POST / SCREEN CHANNEL	MILL FINISH	5100
			PEARL WHITE	
			PRIMROSE	
			CUSTOM BLACK	

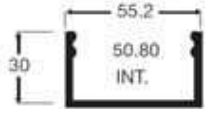
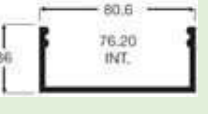
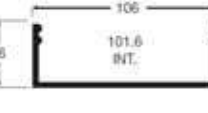
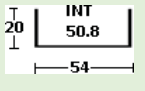
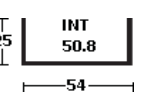
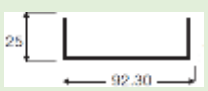
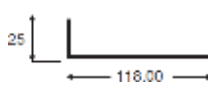
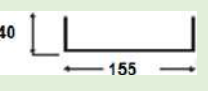
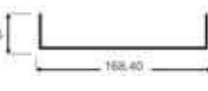
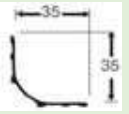
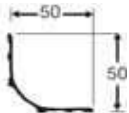
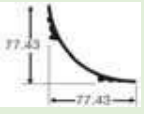
*SOME ITEMS AVAILABLE ON REQUEST, PLEASE CONTACT OFFICE FOR INFORMATION



COOLROOM ANNEXE

 **ALSPEC**[®]
INDUSTRIAL

COOLROOM

PROFILE	CODE	DESCRIPTION	FINISH	LGT (MM)
	1500016*	CH5 COOLROOM BASE CHANNEL 50 x 30	MILL FINISH	6500
			BOND OFF WHITE	6500
	1920012*	COOLROOM BASE CHANNEL 76 x 36	MILL FINISH	6500
	1920220*	COOLROOM BASE CHANNEL 100 x 36	MILL FINISH	6500
			BOND OFF WHITE	6500
	1520077*	COOLROOM CHANNEL 54 x 20	MILL FINISH	6500
	1520067*	COOLROOM CHANNEL 54 x 25	MILL FINISH	6500
	1920057*	COOLROOM CHANNEL 92 x 25	MILL FINISH	6500
			BOND OFF WHITE	6500
	1920067*	COOLROOM CHANNEL 118 x 25	MILL FINISH	6500
			BOND OFF WHITE	6500
	1920014*	COOLROOM CHANNEL 155 x 40	MILL FINISH	6500
			BOND OFF WHITE	6500
	1920077*	COOLROOM CHANNEL 168 x 25	MILL FINISH	6500
			BOND OFF WHITE	6500
	1902501*	35mm COOL ROOM COVING	MILL FINISH	6500
			BOND OFF WHITE	6500
	1920037*	50mm COOL ROOM COVING	MILL FINISH	6500
	1920040*	75mm COOL ROOM COVING	BOND OFF WHITE	6500

COOLROOM

PROFILE	CODE	DESCRIPTION	FINISH	LGT (MM)
	1030636*	COOLROOM ANGLE 70 x 40 x 1.6	MILL FINISH	6500
	1520017*	COOLROOM H-MOULD / JOINER 54 x 51	MILL FINISH	6500
	1920006*	COOLROOM CORNER (SUITS 50mm PANEL)	MILL FINISH	6500
	1920017*	WALLBOARD JOINER 5mm GAP	MILL FINISH	6500
	1920008*	COOLROOM DOOR JAMB 54x31	MILL FINISH	6500
	1920226*	COOLROOM DOOR TRACK	MILL FINISH	6500

*SOME ITEMS AVAILABLE ON REQUEST, PLEASE CONTACT OFFICE FOR INFORMATION







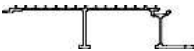







TRANSPORT EXTRUSIONS & TRAY SYSTEMS

alspec[®]
INDUSTRIAL

TRANSPORT SECTIONS

PROFILE	CODE	DESCRIPTION	FINISH	LGT (MM)
	1933821*	DOUBLE RUB RAIL 109mm	MILL FINISH	6500
	1331315*	ENDCAP CAST - SUITS 1933821	CAST	EACH
	1933822*	RIBBED HEADBOARD 229mm	MILL FINISH	6500
	1930612*	TRANSPORT ANGLE 65 x 65	POLISHED	6500
	1930611*	TRANSPORT ANGLE 100 x 100	POLISHED	6500
	1331314*	TRANSPORT ANGLE CAST CORNER (Suits 100 x 100)	CAST	EACH
	1930613*	BOTTOM GUIDE RAIL	POLISHED	6500
	1331339*	ROPE RAIL BRACKET - SUITS 25mm TUBE	MILL FINISH	4000
	1331338*	ROPE RAIL BRACKET - SUITS 32mm TUBE	MILL FINISH	4000
	1966055	UNIVERSAL CHANNEL 41 x 21	MILL FINISH	6500
	1995520	UNIVERSAL CHANNEL 40 x 40	MILL FINISH	6500
	1032583*	ANGLE 76 x 38 x 4mm RADIUS	MILL FINISH	6500

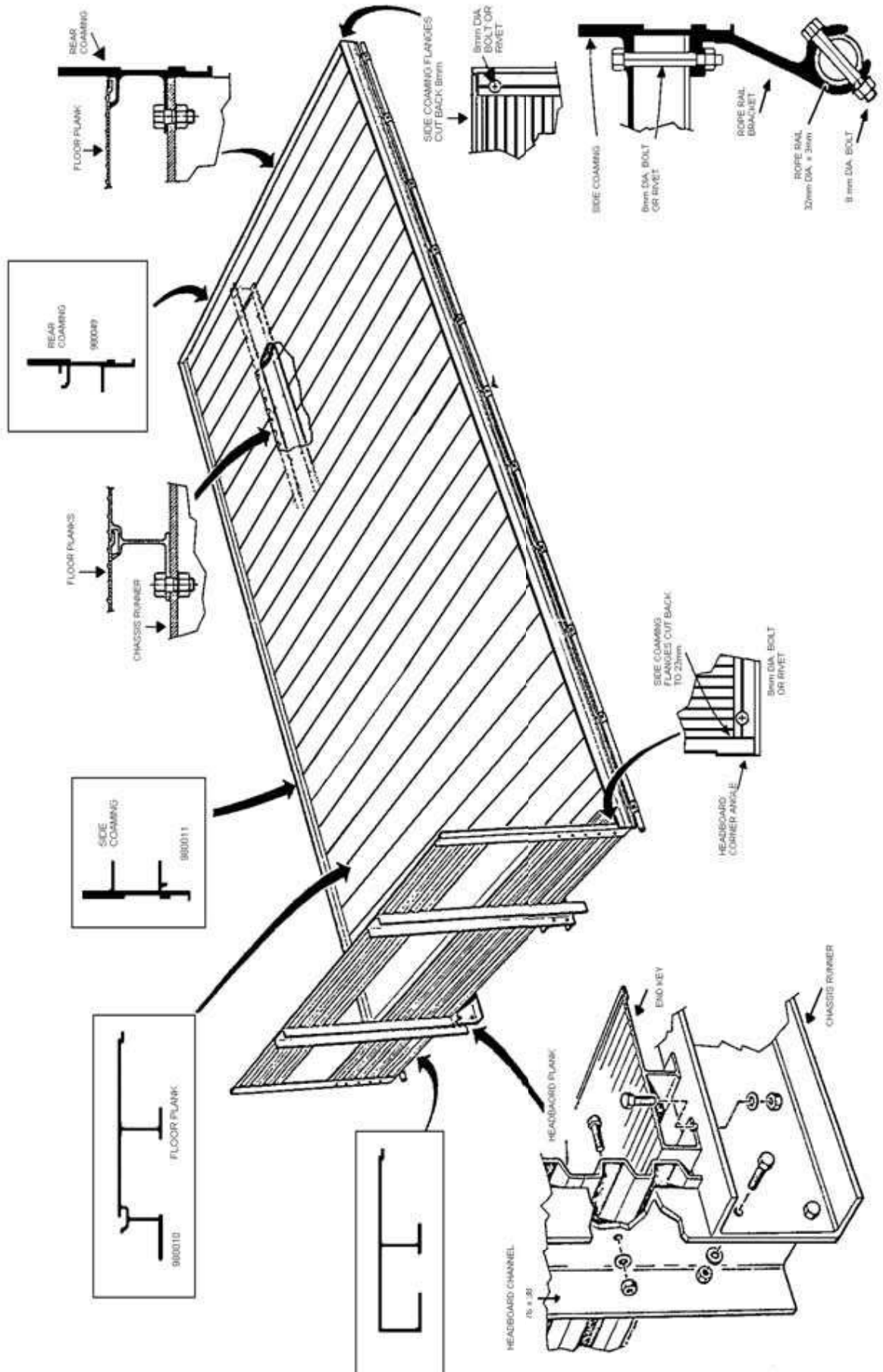
TRANSPORT SECTIONS

PROFILE	CODE	DESCRIPTION	FINISH	LGT (MM)
	1910030*	WINDSCREEN SURROUND 19.1mm	MILL FINISH	5000
			PEARL WHITE	5000
	1660802*	DRIP MOULD 28.6mm	MILL FINISH	4000
	1680114*	BUS GUTTER 25.6mm	MILL FINISH	5000
	1902500*	J MOULD 6060 T1	MILL FINISH	4000
	1930618*	FLOOR PLANK 150 x 30mm	MILL FINISH	6000
	1930617*	FRONT / STARTER PLANK 30mm	MILL FINISH	5700
	1930619*	REAR COAMING 30mm	MILL FINISH	5700
	1930620*	SIDE COAMING 30mm	MILL FINISH	5100
	1933823*	DROPSIDE 223mm	MILL FINISH	6700
	1933824*	100mm DROPSIDE EXTENDER	MILL FINISH	6700
	1933812*	DROPSIDE 255mm x 29mm	MILL FINISH	2800
	1882682	H/DUTY UTE SIDING 285mm	MILL FINISH	7200

*SOME ITEMS AVAILABLE ON REQUEST, PLEASE CONTACT OFFICE FOR INFORMATION

40 MM TRAY SYSTEM

HEADBOARD DESIGN IS OPTIONAL















ALUMINIUM FAÇADE EXTRUSIONS

alspec[®]
INDUSTRIAL

ALUMINIUM FAÇADE SECTIONS

PROFILE	CODE	DESCRIPTION	FINISH	LGT (MM)
	1629894*	FACADE TOP HAT 90 x16 x 2.5	MILL FINISH	6500
	1629895*	FACADE TOP HAT 90 x 22.5 x 2.5	MILL FINISH	6500
	1629896*	FACADE TOP HAT 90 x 25 x 2.5	MILL FINISH	6500
	1629890*	FACADE TOP HAT 100 x 27 x 2.3	MILL FINISH	6000
	1629892*	FACADE TOP HAT 120 x 30 x 2.3	MILL FINISH	6000
	1629891*	FACADE TOP HAT 100 x 37 x 3	MILL FINISH	6000
	1629893*	FACADE TOP HAT 120 x 40 x 3	MILL FINISH	6000
	1860970*	Z-SECT 16 x 25 x 18.4	MILL FINISH	6000
	1680101*	Z-SECT 18.7 x 24.1 x 18.7 x 1.6	MILL FINISH	6000
	1680102*	Z-SECT 18.7 x 25.4 x 18.7 x 1.4	MILL FINISH	6000

*SOME ITEMS AVAILABLE ON REQUEST, PLEASE CONTACT OFFICE FOR INFORMATION



MISCELLANEOUS EXTRUSIONS



alspec[®]
INDUSTRIAL

ALUMINIUM SEATING

PROFILE	CODE	DESCRIPTION	FINISH	LGT (MM)
	1901250	250mm SEAT EXTRUSION / SPECTATOR SEAT	CLEAR ANODISE	6000
	1901500	CAST END CAP FOR SEAT PLANK	MILL FINISH	EACH
	1901200*	SPECTATOR SEAT BACKREST	CLEAR ANODISE	6000
	1901501*	CAST END CAP FOR SEAT BACKREST	MILL FINISH	EACH
	1901261*	SEAT SUPPORT WITH BACKREST (TYPE 6) 400mm and 500mm HIGH AVAILABLE	MILL FINISH	EACH
	1901260*	SEAT STAND (TYPE 4) 400mm and 500mm HIGH AVAILABLE	MILL FINISH	EACH
	1901268*	SEAT STAND TEE (TYPE 2) 400mm and 500mm HIGH AVAILABLE	MILL FINISH	EACH
		FREESTANDING SEAT STAND	MILL FINISH	EACH

*SOME ITEMS AVAILABLE ON REQUEST, PLEASE CONTACT OFFICE FOR INFORMATION

WHEELCHAIR THRESHOLDS

PROFILE	CODE	DESCRIPTION	FINISH	LGT (MM)
	1602008	AD008 - 100mm x 20mm DISABLED THRESHOLD	CLEAR ANODISE	6500
	1668900	AS1800 - 100mm x 8mm DISABLED THRESHOLD	CLEAR ANODISE	3000






* ITEMS AVAILABLE ON REQUEST, PLEASE CONTACT OFFICE FOR INFORMATION

ALUMINIUM STAIRS

PROFILE	CODE	DESCRIPTION	FINISH	LGT (MM)
	1965499	50mm STAIRTREAD (AVAILABLE CUT TO SIZE)	MILL FINISH	6050
	1331313	50mm STAIRTREAD END CAP CNC CUT	MILL FINISH	EACH
	1331310*	M10 x 25mm S/STEEL G304 HEX BOLT	STAINLESS	EACH
	1331311*	M10 S/STEEL G304 HEX NUT	STAINLESS	EACH
	1331312*	M10 x 21mm x 1.2mm S/STEEL G304 WASHER	STAINLESS	EACH
	1380022	AS4-3 ALUMINIUM RIVET 3.2mm x 7.8mm MILL FINISH (1000 PER BOX)	MILL FINISH	BOX
	1911100*	BULLNOSE STAIRTREAD 46mm	MILL FINISH	4000
	1680111*	FLUTED ANGLE 25.4mm (6060T1)	MILL FINISH	4000
	1680112*	FLUTED FLAT BAR 38.1mm	MILL FINISH	4000



*SOME ITEMS AVAILABLE ON REQUEST, PLEASE CONTACT OFFICE FOR INFORMATION

PLANKS

PROFILE	CODE	DESCRIPTION	FINISH	LGT (MM)
	1955013	227mm x 46mm SCAFFOLD PLANK ASSEMBLED	MILL FINISH	3000
	1955104	227mm x 46mm SCAFFOLD PLANK ASSEMBLED	MILL FINISH	4000
	1955015	227mm x 46mm SCAFFOLD PLANK ASSEMBLED	MILL FINISH	5000
	1955016	227mm x 46mm SCAFFOLD PLANK ASSEMBLED	MILL FINISH	6000
	1955520	CAST END CAP FOR SCAFFOLD PLANKS	ALSPEC GREEN	Each

*SOME ITEMS AVAILABLE ON REQUEST, PLEASE CONTACT OFFICE FOR INFORMATION

SIGNS

PROFILE	CODE	DESCRIPTION	FINISH	LGT (MM)
	1650983	K8891 ROAD SIGN CHANNEL	MILL FINISH	6500
	1650261*	SIGN BOX 150mm	MILL FINISH	6500
	1650361*	SIGN BOX 200mm	MILL FINISH	6500
	1650262*	SIGN BLADE BULBED 150mm	MILL FINISH	6000
	1650753*	SIGN BLADE BULBED 203mm	MILL FINISH	6500

*SOME ITEMS AVAILABLE ON REQUEST, PLEASE CONTACT OFFICE FOR INFORMATION

SAIL TRACKS

PROFILE	CODE	DESCRIPTION	FINISH	LGT (MM)
	1927215	SAIL TRACK SINGLE THROAT TO SUIT 6mm	MILL FINISH	6000
			CLEAR ANODISE	
			SATIN BLACK	
			PEARL WHITE	
	1927728	SAIL TRACK SINGLE THROAT 90 DEGREE	MILL FINISH	6500
	1927213	SAIL TRACK SINGLE THROAT TO SUIT 10mm	MILL FINISH	6000
	1927200	SAIL TRACK SINGLE THROAT TO SUIT 6mm	MILL FINISH	6000
	1927180*	SAIL TRACK DOUBLE THROAT TO SUIT 6mm	MILL FINISH	6000
			PEARL WHITE	
	1915505*	SAIL TRACK DOUBLE FLANGE TO SUIT 6mm	MILL FINISH	6500
			SATIN BLACK	
			PEARL WHITE	
	1927722*	SAIL TRACK H/DUTY SINGLE - M12	MILL FINISH	6500
	1927729*	SAIL TRACK H/DUTY DOUBLE	MILL FINISH	6500

*SOME ITEMS AVAILABLE ON REQUEST, PLEASE CONTACT OFFICE FOR INFORMATION

CARAVAN TRIM






PROFILE	CODE	DESCRIPTION	FINISH	LGT (MM)
	1911411*	CARAVAN TRIM (WITH LEG)	MILL FINISH	5000
			PEARL WHITE	
			SATIN BLACK	
	1911401*	CARAVAN TRIM FLAT (NO LEG)	MILL FINISH	5000
			PEARL WHITE	
			SATIN BLACK	
	1911412*	CARAVAN TRIM RUBBER INSERT - 200m ROLL	BLACK	200m
			WHITE	
	1912452*	WALLBOARD JOINER 26.97 x 6.43 (3.96 GAP)	PEARL WHITE	5000
			SATIN BLACK	

MARINE SECTIONS

PROFILE	CODE	DESCRIPTION	FINISH	LGT (MM)
	1062210*	TOP HAT 63.5mm	MILL FINISH	5000
	1927608*	BOAT SPRAY CHINE 2.2mm GAP	MILL FINISH	4000
	1927609*	BOAT SPRAY CHINE 3.2mm GAP	MILL FINISH	5500
	1927694*	BOAT 50mm RIBBED FASCIA	MILL FINISH	6500
	1927695*	BOAT 80mm RIBBED FASCIA	MILL FINISH	6500
	1927723*	BOAT FASCIA 2-SLOT	MILL FINISH	6500
	1927704*	BOAT GUNWHALE 4.25m	MILL FINISH	6500
	1927733*	BOAT GUNWHALE 3.2mm	MILL FINISH	5100 6000 6500
	1927721*	BOAT GUNWHALE AA7182	MILL FINISH	6000
	1927727*	BOAT TEE BAR 25mm x 50mm	MILL FINISH	6000
	1927146*	E4200 - 32mm SAIL TRACK - MARINE	MILL FINISH	4000
	1927734*	BOAT GUNWHALE 40 x 25 SMALL	MILL FINISH	4500
	1910030*	WINDSCREEN SURROUND 19.1mm	MILL FINISH	5000
			PEARL WHITE	5000





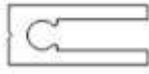


*SOME ITEMS AVAILABLE ON REQUEST, PLEASE CONTACT OFFICE FOR INFORMATION

EDGINGS AND MOULDINGS

PROFILE	CODE	DESCRIPTION	FINISH	LGT (MM)
	1061022*	D-MOULD 12.7mm	MILL FINISH	4000
	1061035*	D-MOULD 15.9mm	MILL FINISH	4000
	1061034*	D-MOULD 19.05mm	MILL FINISH	4000
	1061030*	D-MOULD 25.4mm	MILL FINISH	4000
	1061036*	D-MOULD 31.8mm	MILL FINISH	4000
	1061037*	D-MOULD 38.1mm	MILL FINISH	4000
	1061039*	D-MOULD 50mm	MILL FINISH	4000
	1916081*	TABLE EDGE 20.6mm	MILL FINISH	4000
	1916060*	TABLE EDGE 29.4mm	MILL FINISH	4000
	1061038*	COPING MOULD 35mm x 14mm	MILL FINISH	4000
	1916020*	COPING MOULD 27.7mm	MILL FINISH	4000

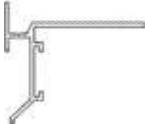

*SOME ITEMS AVAILABLE ON REQUEST, PLEASE CONTACT OFFICE FOR INFORMATION

WALLBOARD

PROFILE	CODE	DESCRIPTION	FINISH	LGT (MM)
	1912400*	WALLBOARD CAPPING 4.8mm GAP	CLEAR ANODISE	4000
	1680117*	JOINER 4.2mm GAP	MILL FINISH	6500
	1680107*	JOINER 4.8mm GAP	MILL FINISH	2400
				6500
	1912610*	JOINER 12mm GAP	MILL FINISH	4000
	1680116*	CAPPING CHANNEL 3.3mm GAP	MILL FINISH	6500
	1629897*	SLAT BOARD ROUNDED	MILL FINISH	2400
	1070605*	19mm PINE BOARD CHANNEL	CLEAR ANODISE	6500

*SOME ITEMS AVAILABLE ON REQUEST, PLEASE CONTACT OFFICE FOR INFORMATION

TILING TEES

PROFILE	CODE	DESCRIPTION	FINISH	LGT (MM)
	1064634*	SUB SILL TILING TEE	MILL FINISH	5000
			CLEAR ANODISE	
	1313349*	SUB SILL TILING TEE CORNER	CLEAR ANODISE	EACH



*SOME ITEMS AVAILABLE ON REQUEST, PLEASE CONTACT OFFICE FOR INFORMATION

SKIRTING

PROFILE	CODE	DESCRIPTION	FINISH	LGT (MM)
	1616800	SKIRTING 100mm	CLEAR ANODISED	3600
	1616825*	SKIRTING 125mm	CLEAR ANODISED	3660
	1616850	SKIRTING 150mm	CLEAR ANODISED	3660
	1376201	RUBBER INFILL (50mtr & 100m ROLLS)	BLACK	ROLL
	1376206		GREY	
	1379032	SK2 - 100mm SKIRTING ENDCAP OR CORNER	BLACK	EACH
			GREY	
	1379031	SK1 - MULTI-FIT PLASTIC SKIRTING ENDCAP OR CORNER	BLACK	EACH
			GREY	

*SOME ITEMS AVAILABLE ON REQUEST, PLEASE CONTACT OFFICE FOR INFORMATION

TICKET STRIP

PROFILE	CODE	DESCRIPTION	FINISH	LGT (MM)
	1914400	31.75mm TICKET STRIP	MILL FINISH	3600
	1914402	50mm TICKET STRIP	CLEAR ANODISE	4000

*SOME ITEMS AVAILABLE ON REQUEST, PLEASE CONTACT OFFICE FOR INFORMATION






HARDWARE

alspec[®]
INDUSTRIAL

HINGES



PROFILE	CODE	DESCRIPTION
	1332063	SIDE PULL LATCH LOCKABLE - MLSPS2L
	1332010	SIDE PULL LATCH - MLSPS2
	1336000	TOP PULL SERIES 3 - ML3TPLA
	1332043 (Without EAK)	LOKK LATCH - LLA
	1332160 (With EAK)	LOKK LATCH DELUXE KD - LLDABS2-L
	1332045	EXTERNAL ACCESS KIT - LLD
	1332025	TCA1 REGULAR HINGE - TCA1S3BT
	1332030	TCHD1A HEAVY DUTY HINGE - TCHD1AS3BT
	1336013	TOP PULL LATCH + TCA1 HINGE SET - MTSTDKS2CAP/MTSTDKS3LA
	1332166	TOP PULL LATCH + KF3S KWIKFIT HINGE SET - MLKFSK
	1332080	GATE STOP - TGCS3

*SOME ITEMS AVAILABLE ON REQUEST, PLEASE CONTACT OFFICE FOR INFORMATION

TOUCH UP PAINT

PROFILE	CODE	DESCRIPTION	FINISH
	1388903	SUPER ETCH PRIMER	PRIMER
	1388200	TRADESMAN TOUCH UP PAINT 200g SPRAY PACK	SATIN BLACK
	1388202		HAMMERSLEY BROWN
	1388204		PEARL WHITE
	1388207		CLEAR ANODISE
	1388209		WHITE BIRCH
	1388210		PRIMROSE
	1388213		STONE BEIGE
	1388219		PAPERBARK
	1388224		MEDIUM BRONZE
	1388278		ANOTEC DARK GREY
	1388279		SURFMIST
	1388280		ULTRA SILVER
	1388289		ANODIC MATT NATURAL
	1388283		MATT BLACK
	1389002	SILICONE SPRAY	


GATE & FENCE FITTINGS

PROFILE	CODE	DESCRIPTION	FINISH	LGT (MM)
	1629561	FLANGED FENCE POST (DOME CAP)	SATIN BLACK	1300
				1600
	1629871	GATE SLIDING CHANNEL (CUT TO SIZE)	MILL FINISH	300
	1331199	GATE STEEL WHEELS 20mm	-	EACH
	1331192	GATE NYLON SLIDING BLOCK	BLACK	EACH
	1331193	GATE SLIDING GUIDE BUFFER ROLLER 60MM	-	EACH
	1331214	GATE SLIDING GUIDE BUFFER ROLLER 100MM	-	
	1331177	BUFFER ROLLER BRACKET	BLACK	EACH
	1331195	50mm SLIDING GATE KEEPER	MILL FINISH	EACH
	1331203	POST BASE CAST 50mm x 50mm 2 HOLE	MILL FINISH	EACH
	1331204	POST BASE CAST 50mm x 50mm 4 HOLE	MILL FINISH	EACH
	1331205	POST BASE INTERNAL CHANNEL 50x50 POST	MILL FINISH	EACH
	1331174	BASE PLATE 135 x 100 x 8mm 5 HOLE	MILL FINISH	EACH
	1331172	BASE PLATE 100 x 100 x 10mm 5 HOLE	MILL FINISH	EACH
	1331173	BASE PLATE 110 x 50 x 10mm 3 HOLE	MILL FINISH	EACH

BRACKETS

PROFILE	CODE	DESCRIPTION	FINISH
	1331168	ROUND BRACKET 50mm 1-TAG	MILL FINISH
	1331169	ROUND BRACKET 60mm 1-TAG	MILL FINISH
	1331142	BRACKET 25 x 25 1-TAG ROUNDED	MILL FINISH
	1331093	BRACKET 38 x 25 1-TAG ROUNDED	MILL FINISH
	1331164		BLACK
	1331163	BRACKET 40 x 40 1-TAG FLAT	MILL FINISH
	1331164		BLACK
	1331165	BRACKET 50 x 25 1-TAG FLAT	MILL FINISH
	1331166	BRACKET 50 x 50 1-TAG FLAT	MILL FINISH
	1331167	BRACKET 50 x 50 2-TAG FLAT	MILL FINISH
	1331175	OVAL BRACKET 70 x 40 2-HOLE FLAT BOTTOM	MILL FINISH
	1331337	OVAL BRACKET 70 x 30 1-HOLE FLAT BOTTOM	MILL FINISH
	1331176	OVAL BRACKET 70 x 30 2-HOLE FLAT BOTTOM	MILL FINISH

PLASTIC ENDCAPS - SQUARE



CODE	DESCRIPTION
1331254	16 x 16 SQUARE PLASTIC ENDCAP
1331269	19 x 19 SQUARE PLASTIC ENDCAP
1331270	20 x 20 SQUARE PLASTIC ENDCAP
1331271	25 x 25 SQUARE PLASTIC ENDCAP
1331272	32 x 32 SQUARE PLASTIC ENDCAP
1331273	40 x 40 SQUARE PLASTIC ENDCAP
1331274	50 x 50 SQUARE PLASTIC ENDCAP
1331277	50 x 50 DOMED SQUARE PLASTIC ENDCAP
1331275	65 x 65 SQUARE PLASTIC ENDCAP
1331278	65 x 65 DOMED SQUARE PLASTIC ENDCAP
1331276	75 x 75 SQUARE PLASTIC ENDCAP
1331268	100 x 100 SQUARE PLASTIC ENDCAP

PLASTIC ENDCAPS - RHS



CODE	DESCRIPTION
1331239	38 x 16 RECTANGULAR PLASTIC ENDCAP
1331240	38 x 25 RECTANGULAR PLASTIC ENDCAP
1331241	40 x 20 RECTANGULAR PLASTIC ENDCAP
1331242	50 x 10 RECTANGULAR PLASTIC ENDCAP
1331243	50 x 25 RECTANGULAR PLASTIC ENDCAP
1331244	50 x 40 RECTANGULAR PLASTIC ENDCAP
1331245	57 x 35 RECTANGULAR PLASTIC ENDCAP
1331246	60 x 40 RECTANGULAR PLASTIC ENDCAP
1221247	65 x 16 RECTANGULAR PLASTIC ENDCAP
1331248	75 x 25 RECTANGULAR PLASTIC ENDCAP
1331249	75 x 50 RECTANGULAR PLASTIC ENDCAP
1331250	80 x 40 RECTANGULAR PLASTIC ENDCAP
1331251	80 x 50 RECTANGULAR PLASTIC ENDCAP
1331235	100 x 16 RECTANGULAR PLASTIC ENDCAP
1331236	100 x 25 RECTANGULAR PLASTIC ENDCAP
1331237	100 x 50 RECTANGULAR PLASTIC ENDCAP
1331238	150 x 50 RECTANGULAR PLASTIC ENDCAP

PLASTIC ENDCAPS - ROUND



CODE	DESCRIPTION
1331256	16mm ROUND PLASTIC ENDCAP
1331257	19mm ROUND PLASTIC ENDCAP
1331258	20mm ROUND PLASTIC ENDCAP
1331261	25mm ROUND PLASTIC ENDCAP
1331263	32mm ROUND PLASTIC ENDCAP
1331107	40mm ROUND PLASTIC ENDCAP
1331265	50mm ROUND PLASTIC ENDCAP
1331266	60mm ROUND PLASTIC ENDCAP
1331255	100mm ROUND PLASTIC ENDCAP

PLASTIC ENDCAPS - LOUVRE

CODE	DESCRIPTION
1331252	150 x 29mm LOUVRE PLASTIC ENDCAP

MANDREL BENDS





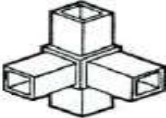







CODE	DESCRIPTION	OUTER DIA (mm)	WALL (MM)	CENTRE RAD (mm)
1331333	90 DEGREE BEND	32.0	3.0	70.0
1331334	180 DEGREE BEND			
1331331	90 DEGREE BEND	40.0	3.0	100.0
1331332	180 DEGREE BEND			
1331327	90 DEGREE BEND	50.0	3.0	75.0
1331328	180 DEGREE BEND			
1331329	90 DEGREE BEND	50.0	3.0	100.0
1331330	180 DEGREE BEND			
1331209	90 DEGREE BEND	60.0	3.0	100.0
	180 DEGREE BEND			

Note: Non-stocked item, lead times apply.

JOINERS

Black plastic connectors to suit 25.4 x 1.22mm Square Hollow Tubing

CODE	DESCRIPTION	
1331271	END CAP 25.4mm	
1336004	JOINER 2-WAY FLAT	
1336005	JOINER 3-WAY CORNER	
1336006	JOINER 3-WAY FLAT	
1336007	JOINER 4-WAY CORNER	
1336008	JOINER 4-WAY FLAT	
1336009	JOINER 5-WAY	
1336010	JOINER 6-WAY	
1331279	QUBELOK CASTORS BLACK	
1331280	QUBELOK CASTOR SOCKET	

SYDNEY

3 Alspec Place
Eastern Creek NSW 2766
Phone: 02 9834 9500
sydney@alspec.com.au

MELBOURNE

26-40 Pound Road West
Dandenong South VIC 3175
Phone: 03 8787 6333
melbourne@alspec.com.au

BRISBANE

8-22 Jutland Street
Loganlea QLD 4131
Phone: 07 3089 4900
brisbane@alspec.com.au

SOUTH AUSTRALIA

1 Pope Court
Beverley SA 5009
Phone: 08 8150 6960
adelaide@alspec.com.au

DARWIN

25 Bishop Street
Woolner NT 0820
Phone: 08 8941 7300
darwin@alspec.com.au

CANBERRA

28 Sheppard Street
Hume ACT 2620
Phone: 02 5134 3300
canberra@alspec.com.au

PERTH

30 Holder Way
Malaga WA 6090
Phone: 08 9209 9100
perth@alspec.com.au

NEWCASTLE

95 Griffiths Road
Lambton NSW 2299
Phone: 02 4952 9111
newcastle@alspec.com.au

BRENDALE

24 Doherty Street
Brendale QLD 4500
Phone: 07 3205 9911
brendale@alspec.com.au

SUNSHINE COAST

4-8 Empire Crescent
Chevallum QLD 4555
Phone: 07 5437 6123
sunshinecoast@alspec.com.au

TOWNSVILLE

5 - 7 Whitehouse Street
Garbutt QLD 4814
Phone: 07 4447 1300
townsville@alspec.com.au

CAIRNS

34-38 Hargreaves Street
Edmonton QLD 4869
Phone: 07 4037 6666
cairns@alspec.com.au

BUNDABERG

17 Production Street
Svensson Heights QLD 4670
Phone: 07 4111 2000
bundaberg@alspec.com.au

CARRUM DOWNS

99 Frankston Gardens Drive
Carrum Downs VIC 3201
Phone: 03 9775 1223
carrumdowns@alspec.com.au

ALBURY

12 Fallon Street
Thurgoona NSW 2640
Phone: TBA
albury@alspec.com.au

1300 ALSPEC (1300 257 732)
alspec.com.au