



\*Louvred roof only

# ALUSHADE™ CARPORTS & PERGOLAS



**alushade.**  
CARPORTS • PERGOLAS

**alspec**®  
EVERYTHING ALUMINIUM  
& HARDWARE



\*Louvred roof only

The Alushade™ range has been Australian designed, and tested.



# CARPORTS

**Alushade™ Carports** deliver premium protection with a sleek, architectural finish designed to complement modern Australian homes. Engineered for durability and performance, our carports combine structural strength with contemporary style, protecting vehicles while enhancing street appeal.

## Ideal for:

- Residential driveways
- Caravan or boat protection
- Multi-vehicle households

## Features:

- Australian designed, certified & warranted
- Weather-proof
- Addons available
- Pre-designed solar sizes
- Premium Aluminium and Stainless Steel
- Easily integrated



## SOLAR ROOF OPTION



Turn your carport into an energy-generating asset. Integrated solar roofing allows you to harness clean energy while protecting your vehicle encompassing a practical, future-focused solution that provides energy savings and utilises extra space on your property.

Choose from three carefully designed sizes to suit common driveway configurations and vehicle types. Whether you need coverage for a single vehicle, a boat or additional space, Alushade Solar Carports provide flexibility without compromising strength.

**The 580W Polaris Series is a purpose-built solar panel designed to replace the roof of pergolas, carports, and patios, delivering full waterproofing and structural performance while generating power for your home.**

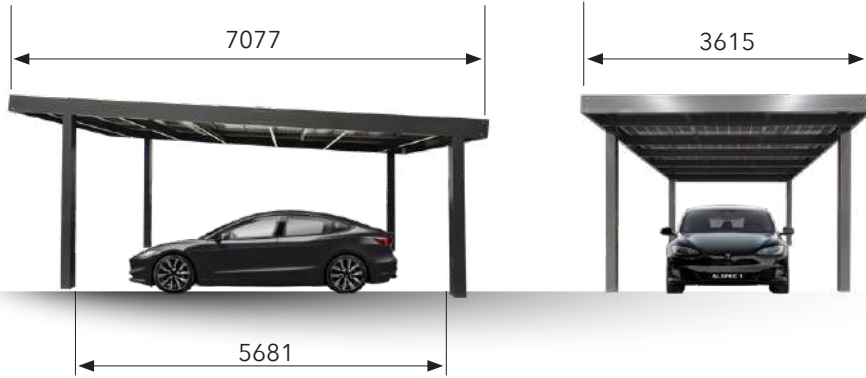


### About Polaris Series 580W

- Large power output
- Modular design, easy to replace
- Flat-to-pitched roof
- High-efficiency TOPCon Cells
- Impact rating of 5400 Pascals

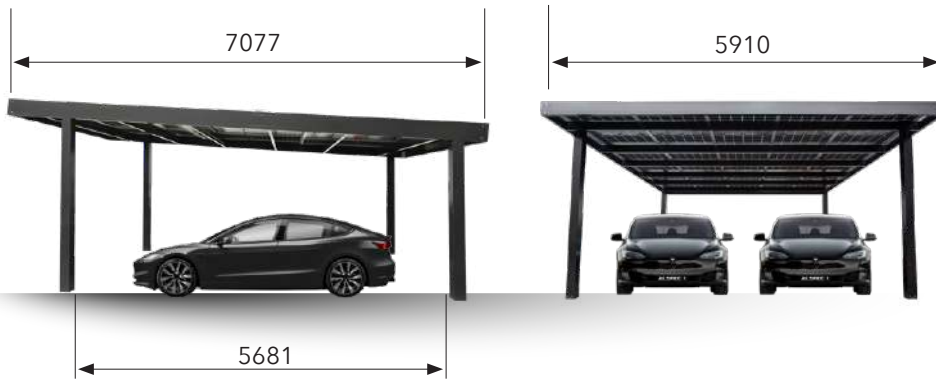
# SOLAR CARPORT SIZES

## Single (9 Solar Panels)




WIND REGION	N4/C1
SOLAR LAYOUT	3x3
SYSTEM CAPACITY	5.22 kW

## Double (15 Solar Panels)



WIND REGION	N4/C1
SOLAR LAYOUT	5x3
SYSTEM CAPACITY	8.7 kW

## XL (18 Solar Panels)



WIND REGION	N4/C1
SOLAR LAYOUT	6x3
SYSTEM CAPACITY	10.44 kW



## ADDITIONAL FEATURES

The Alushade™ Solar Carport can withstand an extra 10kg/sqm and the capability to add on numerous accessories.

### SUPPLIED BY ALSPEC®

- CityScape™ Louvre Integration
- Ceiling Cover  
(Linear Clad, ProClad, Slats)
- Sealed Side Features

### OTHER OPTIONS

- Fence Fixing
- Rolling Shutter Door
- Battery System
- Lights
- EV Charger
- Powerpoint Connection


## SOLAR CARPORT COLOUR OPTIONS



Satin Black



Monument Matte



Surfmist Matte

Warranty disclaimer: For warranty details, please visit our website or talk to your installer.

## LOUVRE ROOF OPTION



The Alushade™ louvre roof option combines intelligent control, custom design, and patented engineering to deliver a premium carport solution. Operated via smart remote control, the adjustable louvres allow you to easily manage light, shade, and airflow, while an integrated rain sensor automatically closes the roof when wet weather arrives for added peace of mind.

The system is fully customisable, with a choice of louvre blade profiles to suit your architectural style and enhance the overall look of your home. At its core is Alushade's award-winning, patented DuroBall™ mounting system, designed for exceptional strength

and smooth, quiet operation. By isolating metal components from direct contact, the DuroBall™ solution eliminates the squeaks and rattles common in opening roofs, ensuring long lasting performance and refined operation.

# PERGOLAS/PATIOS

Create a seamless extension of your home with **Alushade™ Pergolas and Patios**. Designed to enhance outdoor entertaining areas, our structures combine refined aesthetics with long-lasting performance.

## Ideal for:

- Alfresco dining areas
- Poolside shelters
- Garden pergolas
- Outdoor entertaining spaces

## Features:

- Australia's only fully patented, engineer-certified aluminium framing system for patios, carports and decks.
- The system allows for structures to be built in marine and other harsh environments.
- Superior structural capacity and unparalleled aesthetics.
- Smooth and quiet operation.
- Optional LED strip lighting for night time lifestyle and stunning effect.
- Remote control operation including rain sensor functionality.



## LOUVRE ROOF OPTION



### ACCESSORIES

- Lighting System
- Side Covers
- Patented Duroball™ Mounting System
- Power Point Connection
- Smart Remote Control
- Plug & Play & LED Lights Kit

### ADDITIONAL FEATURE OPTIONS

- Aluminium Slats
- Battens
- Balustrading

Experience unparalleled strength with our unique and award-winning Duroball™ mounting system, which combines durability with a smooth and quiet operation. The Duroball™ solution also isolates all metal components from being in direct contact with each other. This eliminates the squeaking and rattling often associated with opening roofs.

Enjoy the convenience of remote control operation, complete with a rain sensor, for effortless adjustments at the touch of a button.

## LOUVRE BLADE OPTIONS

### SingleFin™ Louvre

The Singlefin™ louvre offers a sleek and contemporary underside profile to complement any residential or commercial application. Spanning capabilities can be offered up to 4.2 metres.



### MaxiFin™ Louvre

The MaxiFin™ Louvre is Australia's most capable louvre blade with an industry leading 5.0m spanning capability. The MaxiFin louvre has been designed to be both sleek and strong, outperforming all other louvre blades for its size.

It's compact size of 200mm wide by only 42mm high means it's visually less intrusive. Its dual skin design also brings an attractive aesthetic with both the top and bottom surfaces designed to be seen and appreciated.




## SIZE & COLOUR OPTIONS


SIZE	COLOUR
Custom sizing to suit your space	Contact sales team to find out full colour range

Warranty disclaimer: For warranty details, please visit our website or talk to your installer.

# SOLAR ROOF OPTION

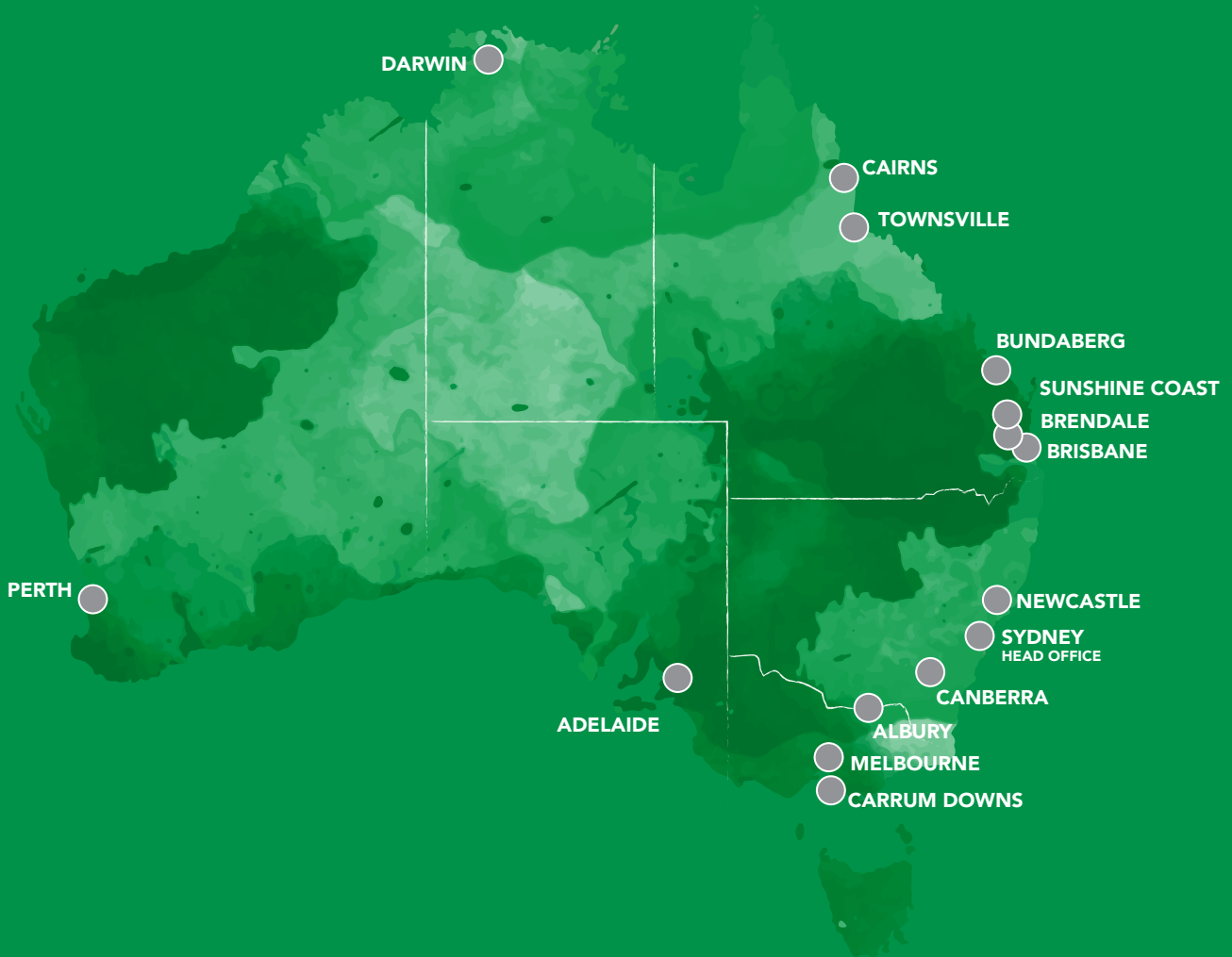


Generate renewable energy while enjoying outdoor comfort. Solar integrated roofing transforms your patio into a sustainable living solution, ideal for homeowners wanting both lifestyle and energy efficiency.



Solar grid sizes and configurations  
(all dimensions are in millimeters)

## ALSPEC NATIONAL LOCATIONS



Find your nearest  
Alushade installers

### Contact Us:

[alushade@alspec.com.au](mailto:alushade@alspec.com.au)  
[alushade.com.au](http://alushade.com.au)